



# City of Highland Park

## Financial Status Report

Period ended January 31, 2010  
(Un-Audited)

Prepared by:  
Finance Department



## Table of Contents

Section 1 – Investment Report.....	Page 3
Section 2 – Revenues.....	Page 7
Section 3 – Expenditures.....	Page 19
General Fund.....	20
City Manager’s Office.....	21
Finance Department.....	22
Police Department.....	23
Fire Department.....	24
Community Development.....	25
Public Works and Engineering.....	25
Facilities.....	26
Transit.....	28
Commissions.....	29
Street & Bridge Fund.....	32
Motor Fuel Tax Fund.....	33
E-911 Fund.....	34
Debt Service.....	35
Capital Projects Fund.....	35
Public Facilities Fund.....	35
Tax Increment Financing Fund.....	35
Parking Fund.....	36
Water Fund.....	37
Highland Park Country Club.....	38
Insurance Fund.....	39
Equipment Replacement Fund.....	40
Housing Trust Fund.....	41
Section 4 – Overtime Detail.....	Page 42



## Section 1: Cash & Investment Report

### **Purpose**

This report provides a detailed view of current cash, investments and rates of return for the specified time period. City funds are maintained in accordance with the City's Investment Policy which defines the manner in which the City accounts for and protects cash and investments. Cash and investments are categorized in order of liquidity. Accounting for the Police and Fire Pension Funds is handled by an outside accounting firm. The Police and Fire Pension figures in this report are based on the most current information available.

**City of Highland Park  
Cash & Investment Report  
Month Ending 1/31/10**

ACCOUNT NAME	ACCOUNT TYPE	INSTITUTION	FUND	BALANCE	ANNUALIZED RATE (2)	MATURITY DATE
PETTY CASH	PETTY CASH	VARIOUS CITY LOCATIONS	111	2,370.00	N/A	
PETTY CASH	PETTY CASH	VARIOUS CITY LOCATIONS	213	<u>2,700.00</u>	N/A	
		<b>TOTAL PETTY CASH</b>		<u><b>5,070.00</b></u>		
WORK COMP CLAIM	CHECKING	JP MORGAN CHASE	111	2,984.89	0.00%	
GEN DISBURSEMENT CASH	CHECKING	JP MORGAN CHASE	111	(695,219.09)	0.00%	
FOREIGN FIRE CASH	CHECKING	JP MORGAN CHASE	126	232,608.72	0.00%	
PAYROLL CASH	CHECKING	JP MORGAN CHASE	111	<u>46,977.56</u>	0.00%	
		<b>TOTAL CHECKING</b>		<u><b>(412,647.92)</b></u>		
WORKING CAPITAL	SAVINGS	FIRST BANK HP	142	84,624.87	1.110%	
FOREIGN FIRE	SAVINGS	JP MORGAN CHASE	126	<u>1,021.53</u>	0.100%	
		<b>TOTAL SAVINGS</b>		<u><b>85,646.40</b></u>		
GEN COMMINGLED	MONEY MARKET	JP MORGAN CHASE	111	(3,748,950.56)	0%	
GEN COMMINGLED	MONEY MARKET	JP MORGAN CHASE	121	(45,205.12)	0%	
GEN COMMINGLED	MONEY MARKET	JP MORGAN CHASE	122	(65,001.71)	0%	
GEN COMMINGLED	MONEY MARKET	JP MORGAN CHASE	124	196,388.44	0%	
GEN COMMINGLED	MONEY MARKET	JP MORGAN CHASE	131	976,446.34	0%	
GEN COMMINGLED	MONEY MARKET	JP MORGAN CHASE	141	1,324,935.35	0%	
GEN COMMINGLED	MONEY MARKET	JP MORGAN CHASE	142	(65,781.28)	0%	
GEN COMMINGLED	MONEY MARKET	JP MORGAN CHASE	143	457,278.23	0%	
GEN COMMINGLED	MONEY MARKET	JP MORGAN CHASE	211	1,236,466.90	0%	
GEN COMMINGLED	MONEY MARKET	JP MORGAN CHASE	212	261,758.47	0%	
GEN COMMINGLED	MONEY MARKET	JP MORGAN CHASE	213	(558,279.56)	0%	
GEN COMMINGLED	MONEY MARKET	JP MORGAN CHASE	221	932,652.67	0%	
GEN COMMINGLED	MONEY MARKET	JP MORGAN CHASE	222	854,328.48	0%	
GEN COMMINGLED	MONEY MARKET	JP MORGAN CHASE	321	14,828.48	0%	
GEN COMMINGLED	MONEY MARKET	JP MORGAN CHASE	331	18,943.75	0%	
GEN COMMINGLED	MONEY MARKET	JP MORGAN CHASE	332	438,041.80	0%	
MEDICAL/DENTAL	MONEY MARKET	JP MORGAN CHASE	221	115,273.50	0%	
HPCC DEPOSIT ACCT	MONEY MARKET	JP MORGAN CHASE	213	213,902.22	0%	
HPCC PAYROLL ACCT	MONEY MARKET	JP MORGAN CHASE	213	11,418.00	0%	
MARKET INDEX	MONEY MARKET	JP MORGAN CHASE	111	42,917.19	0%	
1-3 YEAR FUND (1)	MONEY MARKET	IMET	111	2,460,897.50	2.170%	
1-3 YEAR FUND (1)	MONEY MARKET	IMET	212	7,388,124.50	2.170%	
CONVENIENCE FUND	MONEY MARKET	IMET	111	10,036,612.12	0.510%	
MOTOR FUEL	MONEY MARKET	ILLINOIS FUNDS	122	65,734.26	0.970%	
GENERAL TAX	MONEY MARKET	ILLINOIS FUNDS	111	5,438,799.46	0.970%	
GENERAL TAX	MONEY MARKET	ILLINOIS FUNDS	141	646,916.58	0.970%	
GENERAL TAX	MONEY MARKET	ILLINOIS FUNDS	212	3,110,448.02	0.970%	
GENERAL TAX	MONEY MARKET	ILLINOIS FUNDS	222	1,153,281.37	0.970%	
GENERAL TAX	MONEY MARKET	ILLINOIS FUNDS	321	1,265,833.00	0.970%	
GENERAL TAX	MONEY MARKET	ILLINOIS FUNDS	331	<u>922,962.85</u>	0.970%	
		<b>TOTAL MONEY MARKET</b>		<u><b>35,101,971.25</b></u>		
WORKING CAPITAL	CD	FIRST BANK HP	142	50,000.00	1.55%	11/21/2010
FOREIGN FIRE	CD	JP MORGAN CHASE	126	106,300.98	3.11%	12/8/2010
FOREIGN FIRE	CD	JP MORGAN CHASE	126	<u>106,071.43</u>	3.25%	8/8/2010
		<b>TOTAL CD's</b>		<u><b>262,372.41</b></u>		
NORTHBROOK PENSION BONDS			111	<u><b>22,309,500.00</b></u> (3)	4.80%	
		<b>TOTAL CASH &amp; INVESTMENTS</b>		<u><u><b>57,351,912.14</b></u></u>		
		<b>AGGREGATE ANNUALIZED RATE</b>			<u><u><b>0.69%</b></u></u>	

(1) Net of Fees

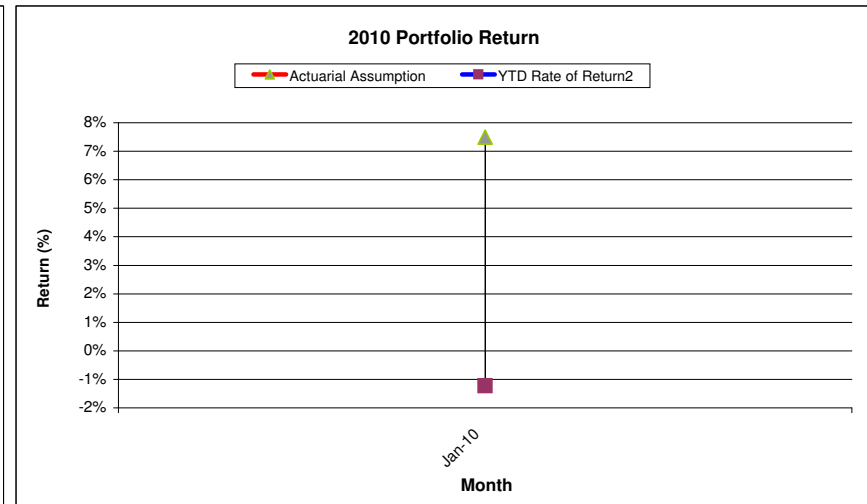
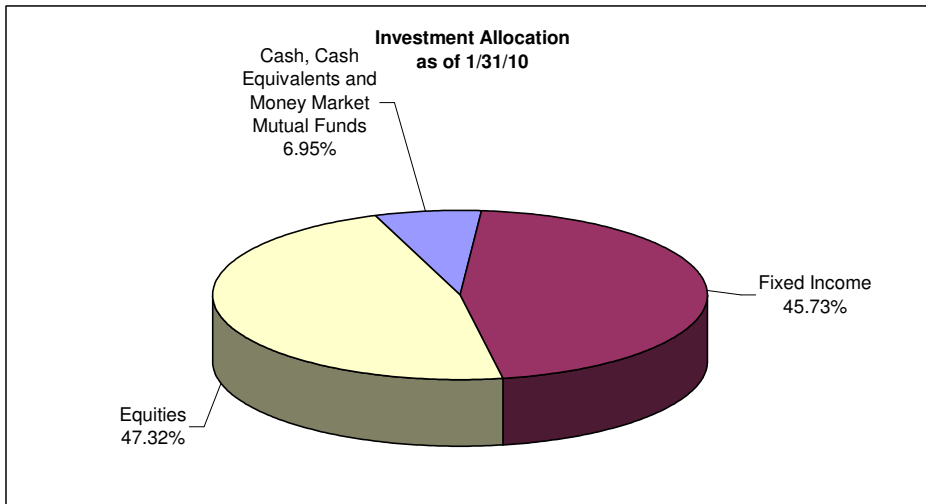
(2) Annualized rate is determined by the monthly rate of return multiplied by 12.

(3) Balance is market value at 12/31/08. Par value of bonds is \$16,050,000. Market value reporting is required by Generally Accepted Accounting Principles (GAAP). Interest earned on this investment is not included in the aggregate rate.

**City of Highland Park  
Police Pension Fund  
Investment Report  
as of 1/31/10**

**Total Portfolio in (\$'s)**

	<u>Jan-10</u>	<u>Feb-10</u>	<u>Mar-10</u>	<u>Apr-10</u>	<u>May-10</u>	<u>Jun-10</u>	<u>Jul-10</u>	<u>Aug-10</u>	<u>Sep-10</u>	<u>Oct-10</u>	<u>Nov-10</u>	<u>Dec-10</u>
<b>Investments</b>												
Cash, Cash Equivalents and Money Market Mutual Funds	\$1,862,081.91											
Fixed Income	12,249,901.81											
Equities	12,674,456.88											
<b>Total Investments</b>	<b>26,786,440.60</b>	-	-	-	-	-	-	-	-	-	-	-
<b>Total Portfolio</b>	<b>26,786,440.60</b>	-	-	-	-	-	-	-	-	-	-	-
<b>Gains/Income</b>												
Cash, Cash Equivalents and Money Market Mutual Funds	34.07											
Fixed Income	168,370.39											
Equities	(496,596.28)											
<b>Total Gains/Income<sup>1</sup></b>	<b>-\$328,191.82</b>	<b>\$0.00</b>	<b>\$0.00</b>	<b>\$0.00</b>	<b>\$0.00</b>	<b>\$0.00</b>	<b>\$0.00</b>	<b>\$0.00</b>	<b>\$0.00</b>	<b>\$0.00</b>	<b>\$0.00</b>	<b>\$0.00</b>
<b>Annualized Rate of Return</b>	-14.703%											
<b>YTD Rate of Return<sup>2</sup></b>	-1.225%											
<b>Actuarial Assumption</b>	7.50%											
<b>Monthly +/- from Actuarial Assumption</b>	-\$495,607.07											
<b>YTD +/- from Actuarial Assumption</b>	-\$495,607.07											

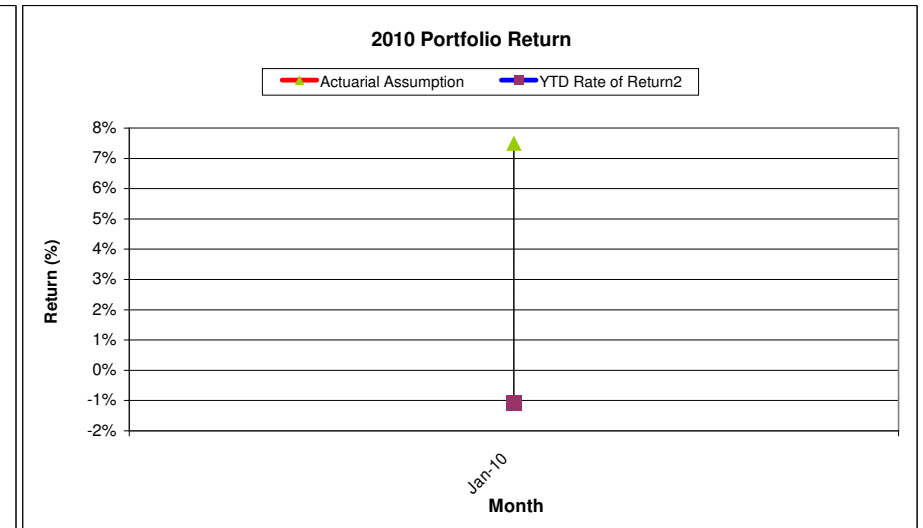
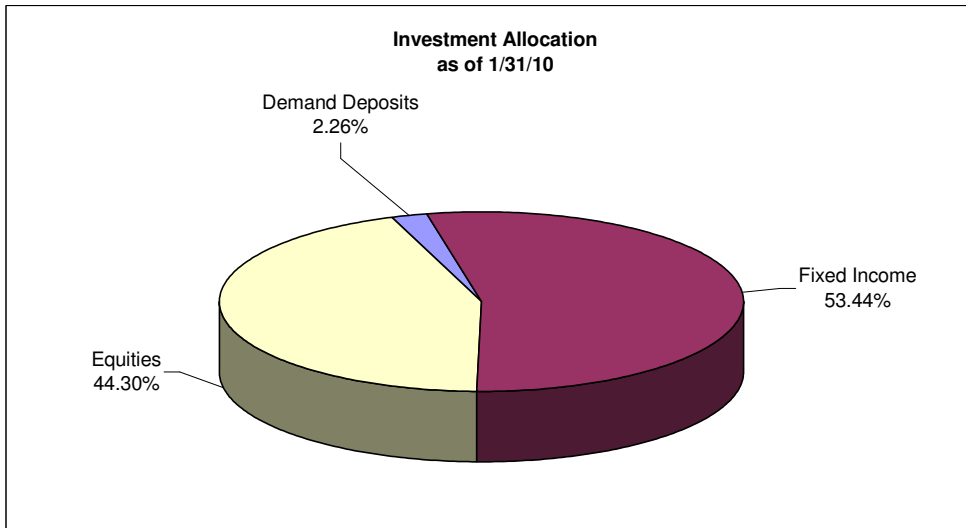


<sup>1</sup> Gains/Income shown gross of portfolio management fees  
<sup>2</sup> Based on YTD gains/income and average ending portfolio balance  
Source: Lauterbach and Amen Monthly Statement of Plan Assets

**City of Highland Park  
Fire Pension Fund  
Investment Report  
as of 1/31/10**

Total Portfolio in (\$'s)

	Jan-10	Feb-10	Mar-10	Apr-10	May-10	Jun-10	Jul-10	Aug-10	Sep-10	Oct-10	Nov-10	Dec-10
<b>Investments</b>												
Demand Deposits	\$607,531.35											
Fixed Income	14,359,504.50											
Equities	11,903,770.67											
<b>Total Investments</b>	<b>26,870,806.52</b>	-	-	-	-	-	-	-	-	-	-	-
<b>Total Portfolio</b>	<b>26,870,806.52</b>	-	-	-	-	-	-	-	-	-	-	-
<b>Gains/Income</b>												
Demand Deposits	52.13											
Fixed Income	218,410.30											
Equities	(511,129.93)											
<b>Total Gains/Income<sup>1</sup></b>	<b>-\$292,667.50</b>	<b>\$0.00</b>	<b>\$0.00</b>	<b>\$0.00</b>	<b>\$0.00</b>	<b>\$0.00</b>	<b>\$0.00</b>	<b>\$0.00</b>	<b>\$0.00</b>	<b>\$0.00</b>	<b>\$0.00</b>	<b>\$0.00</b>
<b>Annualized Rate of Return</b>	-13.070%											
<b>YTD Rate of Return<sup>2</sup></b>	-1.089%											
<b>Actuarial Assumption</b>	7.50%											
<b>Monthly +/- from Actuarial Assumption</b>	-\$460,610.04											
<b>YTD +/- from Actuarial Assumption</b>	-\$460,610.04											



<sup>1</sup> Gains/Income shown gross of portfolio management fees

<sup>2</sup> Based on YTD gains/income and average ending portfolio balance

Source: Lauterbach and Amen Monthly Statement of Plan Assets



## Section 2: Revenues

### **Purpose**

This section provides a summary and detailed view of revenues for the specified period compared to the current year budget as amended. Revenues are reported on a cash basis. Adjustments are required at the end of the fiscal year for audit purposes and are not reflected in the report. The Police and Fire Pension Funds are not included in this report.

### **Executive Summary**

The following revenues are expected to result in a year-end variance which may require an adjustment to the 2010 adopted budget:

- General Fund
  - Interest Income - Due to higher yields than anticipated on permissible investments. Negative budget and variance for Sweep Account due to greater credit card fees than interest income.
  - Reimbursements and Grants - Due to unanticipated State grant proceeds.

Other Year-to-Date variances are currently anticipated to be timing differences or seasonal factors only, not impacting year-end projections.

**City of Highland Park  
Revenue Detail Report  
as of 1/31/10**

Account Description	CY2010 Budget	Actual as of 1/31/10	% of Budget (8% Complete)	Budget Variance
<b>General Fund</b>				
<b>General Taxes</b>				
111.02.101.1001 Property Taxes	4,422,522	-	0.00%	(4,422,522)
111.02.101.1002 Home Rule Sales Tax	4,061,015	326,457	8.04%	(3,734,558)
111.02.101.1003 State Sales Tax	7,541,885	562,497	7.46%	(6,979,388)
111.02.101.1004 State Income Tax	2,846,859	214,614	7.54%	(2,632,245)
111.02.101.1005 State Photoprocessing Tax	-	-	0.00%	-
111.02.101.1006 State Local Use Tax	463,991	27,599	5.95%	(436,392)
111.02.101.1007 State Auto Rental Tax	22,500	1,732	7.70%	(20,768)
111.02.101.1008 State Replacement Tax	270,079	36,411	13.48%	(233,668)
111.02.101.1009 Utility Tax	3,100,000	203,931	6.58%	(2,896,069)
111.02.101.1010 Cable Tv Franchise Tax	560,000	-	0.00%	(560,000)
111.02.101.1011 Telephone Franchise Tax	1,775,000	143,833	8.10%	(1,631,167)
111.02.101.1012 Hotel/Motel Franchise Tax	180,000	20,071	11.15%	(159,929)
111.02.101.1013 Telecom Infrastructure Maint F	-	-	0.00%	-
111.02.101.1014 Real Estate Transfer Tax	900,000	79,585	8.84%	(820,415)
111.02.101.1020 Other Taxes	840,000	78,024	9.29%	(761,976)
111.04.101.1015 Fire Insurance Tax	-	825	0.00%	825
<b>Total General Taxes</b>	<b>26,983,851</b>	<b>1,695,578</b>	<b>6.28%</b>	<b>(25,288,273)</b>
<b>Permits</b>				
111.04.102.1008 Fire Permits	55,000	5,034	9.15%	(49,966)
111.05.102.1001 Building Permits - General	600,000	23,544	3.92%	(576,456)
111.05.102.1002 HVAC Permits	20,000	305	1.53%	(19,695)
111.05.102.1003 Electrical Permits	50,000	1,572	3.14%	(48,428)
111.05.102.1004 Sign Permits	8,000	-	0.00%	(8,000)
111.05.102.1005 Plumbing Permits	50,000	1,900	3.80%	(48,100)
111.05.102.1020 Other Permits	-	-	0.00%	-
111.06.102.1006 Sanitary Sewer Permits	-	-	0.00%	-
111.06.102.1007 Storm Sewer Permits	-	-	0.00%	-
<b>Total Permits</b>	<b>783,000</b>	<b>32,356</b>	<b>4.13%</b>	<b>(750,644)</b>
<b>Licenses</b>				
111.02.103.1001 General Contractors License	18,500	1,800	9.73%	(16,700)
111.02.103.1002 Special Events License	3,900	60	1.54%	(3,840)
111.02.103.1003 Dog License	6,500	175	2.69%	(6,325)
111.02.103.1004 Taxi Cab & Driver Licenses	6,550	3,050	46.56%	(3,500)
111.02.103.1005 Amusement License	1,600	-	0.00%	(1,600)
111.02.103.1006 Peddler's Licenses	26,000	-	0.00%	(26,000)
111.02.103.1007 Scavengers License	2,500	-	0.00%	(2,500)
111.02.103.1008 Restaurant License	10,000	1,000	10.00%	(9,000)
111.02.103.1009 Cigarette License	10,000	-	0.00%	(10,000)
111.02.103.1010 Liquor License	120,000	40	0.03%	(119,960)
111.02.103.1011 Landscape License	37,500	3,200	8.53%	(34,300)
111.02.103.1013 Business Registration	30,275	4,865	16.07%	(25,410)
111.02.103.1020 Other Licenses	7,750	1,835	23.68%	(5,915)
<b>Total Licenses</b>	<b>281,075</b>	<b>16,025</b>	<b>5.70%</b>	<b>(265,050)</b>

**City of Highland Park  
Revenue Detail Report  
as of 1/31/10**

Account Description	CY2010 Budget	Actual as of 1/31/10	% of Budget (8% Complete)	Budget Variance
<b>Fines and Forfeitures</b>				
111.02.104.1014 Fines - Finance	-	18	0.00%	18
111.02.104.1052 Sec. 125 Deposits Forfeited	-	-	0.00%	-
111.03.104.1011 Fines - Police	400,954	21,593	5.39%	(379,361)
111.03.104.1021 Fines Collections - Police	-	-	0.00%	-
111.03.104.1031 Fines Collected by HP - Police	-	-	0.00%	-
111.03.104.1041 Fines Collected by Armor - Police	-	-	0.00%	-
111.03.104.1044 Fines Collected by Armor - Adm Hearing	-	-	0.00%	-
111.05.104.1012 Fines - Community Development	50,000	1,695	3.39%	(48,305)
111.05.104.1022 Fines Collections - Community Developmen	-	-	0.00%	-
111.05.104.1032 Fines Collected by HP - Community Develo	-	-	0.00%	-
111.05.104.1042 Fines Collected by Armor - Community D	-	-	0.00%	-
111.05.104.1051 Deposits Forfeited	40,000	-	0.00%	(40,000)
<b>Total Fines and Forfeitures</b>	<b>490,954</b>	<b>23,306</b>	<b>4.75%</b>	<b>(467,648)</b>
<b>Charges for Service</b>				
111.01.105.1601 City Sponsored Events	10,000	-	0.00%	(10,000)
111.01.105.1602 Senior Center Activities	126,515	5,003	3.95%	(121,513)
111.01.105.1603 Youth Center Activities	35,000	9,216	26.33%	(25,784)
111.01.105.1621 Organizational Sustainability	88,950	18,750	21.08%	(70,200)
111.02.105.1502 Vital Statistics Fees	55,000	4,289	7.80%	(50,711)
111.02.105.1604 Recycling Bins	2,500	245	9.81%	(2,255)
111.02.105.1605 Yard Waste Stickers	-	1,278	0.00%	1,278
111.02.105.1606 Cash Over/Short	-	-	0.00%	-
111.02.105.1620 Other Services	318,624	21,268	6.67%	(297,356)
111.03.105.1401 Alarm System Annual Charge	143,000	-	0.00%	(143,000)
111.03.105.1402 False Alarms - Police Dept	115,000	(500)	-0.43%	(115,500)
111.03.105.1607 Police Department Services	520,805	17,558	3.37%	(503,247)
111.04.105.1401 Alarm System Annual Charge	5,000	70	1.40%	(4,930)
111.04.105.1403 False Alarms - Fire Dept	7,000	(100)	-1.43%	(7,100)
111.04.105.1504 Fire Department Planning Fees	12,000	-	0.00%	(12,000)
111.04.105.1608 Ambulance Services	425,000	20,071	4.72%	(404,929)
111.04.105.1609 Fire Department Services	15,000	125	0.83%	(14,875)
111.05.105.1501 Planning Fees	24,220	2,050	8.46%	(22,170)
111.05.105.1610 Impact Fees	-	-	0.00%	-
111.06.105.1503 Water & Sewer Repair Fees	-	-	0.00%	-
111.06.105.1611 Engineering Services	-	-	0.00%	-
<b>Total Charges for Service</b>	<b>1,903,614</b>	<b>99,323</b>	<b>5.22%</b>	<b>(1,804,291)</b>

**City of Highland Park  
Revenue Detail Report  
as of 1/31/10**

Account Description	CY2010 Budget	Actual as of 1/31/10	% of Budget (8% Complete)	Budget Variance
<b>Reimbursements and Grants</b>				
111.02.106.1101 Freedom of Information Request	2,500	29	1.17%	(2,471)
111.02.106.1102 Insurance Reimbursements	-	-	0.00%	-
111.02.106.1103 Damages to City Property Reimbursement	-	-	0.00%	-
111.02.106.1104 Jury Duty Reimbursement	-	-	0.00%	-
111.02.106.1105 Employee Reimbursement	-	-	0.00%	-
111.02.106.1106 Reimbursements for Costs	5,000	-	0.00%	(5,000)
111.02.106.1118 Workers Compensation	10,000	-	0.00%	(10,000)
111.02.106.1120 Other Reimbursements	480,000	594	0.12%	(479,406)
111.03.106.1107 Police Reimbursements	16,960	59	0.35%	(16,901)
111.03.106.1222 State Grant - Public Safety	7,600	9,774	128.60%	2,174
111.04.106.1108 Fire Reimbursements	2,000	-	0.00%	(2,000)
111.04.106.1212 Federal Grant - Public Safety	-	-	0.00%	-
111.04.106.1222 State Grant - Public Safety	-	-	0.00%	-
111.06.106.1110 Government Reimbursements	3,000	-	0.00%	(3,000)
111.06.106.1211 Federal Grant - Gen'l Gov't	-	-	0.00%	-
111.06.106.1212 Federal Grant - Public Safety	-	-	0.00%	-
111.06.106.1213 Federal Grant - Public Works	-	-	0.00%	-
111.06.106.1214 Federal Grant - Culture and Rec	-	-	0.00%	-
111.06.106.1215 Federal Grant - Development	-	-	0.00%	-
111.06.106.1216 Federal Grant - Transit	-	-	0.00%	-
111.06.106.1221 State Grant - Gen'l Gov't	-	-	0.00%	-
111.06.106.1222 State Grant - Public Safety	-	-	0.00%	-
111.06.106.1223 State Grant - Public Works	-	-	0.00%	-
111.06.106.1224 State Grant - Culture and Rec	3,000	-	0.00%	(3,000)
111.06.106.1225 State Grant - Development	-	-	0.00%	-
111.06.106.1226 State Grant - Transit	-	-	0.00%	-
111.08.106.1111 Transit Revenue	1,080,000	80,496	7.45%	(999,504)
<b>Total Reimbursements and Grants</b>	<b>1,610,060</b>	<b>90,952</b>	<b>5.65%</b>	<b>(1,519,108)</b>
<b>Rental Income</b>				
111.02.201.1001 Rental Income	75,728	8,794	11.61%	(66,934)
111.02.201.1002 Port Clinton Lease	-	-	0.00%	-
111.02.201.1003 Wireless Leases	20,596	-	0.00%	(20,596)
111.02.201.1004 Right of Way Leases	1,500	-	0.00%	(1,500)
111.02.201.1005 1770 First Street Lease	-	-	0.00%	-
<b>Total Rental Income</b>	<b>97,824</b>	<b>8,794</b>	<b>8.99%</b>	<b>(89,030)</b>

**City of Highland Park  
Revenue Detail Report  
as of 1/31/10**

<b>Account Description</b>	<b>CY2010 Budget</b>	<b>Actual as of 1/31/10</b>	<b>% of Budget (8% Complete)</b>	<b>Budget Variance</b>
<b>Interest Income</b>				
111.02.202.1001 Interest - C.D.	-	-	0.00%	-
111.02.202.1002 Interest - U.S. T-Bills	-	-	0.00%	-
111.02.202.1003 Interest - Sweep Account	(25,000)	(3,289)	13.16%	21,711
111.02.202.1004 Interest - Penalty	-	-	0.00%	-
111.02.202.1005 Interest - Illinois Funds	10,000	1,062	10.62%	(8,938)
111.02.202.1006 Interest - IMET	70,000	19,170	27.39%	(50,830)
111.02.202.1020 Other Interest	-	-	0.00%	-
111.02.202.1030 Bond Proceeds	-	-	0.00%	-
111.05.202.1007 Interest - Guaranteed Deposits	-	-	0.00%	-
<b>Total Interest Income</b>	<b>55,000</b>	<b>16,942</b>	<b>30.80%</b>	<b>(38,058)</b>
<b>Sale of Assets</b>				
111.02.203.1001 Sale of Assets	-	-	0.00%	-
111.02.203.1002 Proceeds of Ceding Volume Cap	-	-	0.00%	-
111.02.203.1003 Payment In Lieu Of Taxes	603,500	-	0.00%	(603,500)
111.02.203.1004 Payment In Lieu Of Parking Spaces	-	-	0.00%	-
111.02.203.1005 Fee for Undeveloped Parking	-	-	0.00%	-
111.02.203.1006 Fee for Obstructed Parking	-	-	0.00%	-
<b>Total Sale of Assets</b>	<b>603,500</b>	<b>-</b>	<b>0.00%</b>	<b>(603,500)</b>
<b>Contributions and Donations</b>				
111.02.204.1001 Contributions and Donations	-	-	0.00%	-
<b>Total Contributions and Donations</b>	<b>-</b>	<b>-</b>	<b>0.00%</b>	<b>-</b>
<b>Transfers</b>				
111.02.205.1001 Transfer From General Fund	-	-	0.00%	-
111.02.205.1002 Transfer From Street and Bridge	-	-	0.00%	-
111.02.205.1003 Transfer From Motor Fuel Tax	-	-	0.00%	-
111.02.205.1004 Transfer From Public Benefit Fund	-	-	0.00%	-
111.02.205.1005 Transfer From Enhanced 911	-	-	0.00%	-
111.02.205.1006 Transfer From Capital Projects	-	-	0.00%	-
111.02.205.1007 Transfer From Parking Fund	96,100	-	0.00%	(96,100)
111.02.205.1008 Transfer From Water Fund	550,000	-	0.00%	(550,000)
111.02.205.1009 Transfer From HPCC	-	-	0.00%	-
<b>Total Transfers</b>	<b>646,100</b>	<b>-</b>	<b>0.00%</b>	<b>(646,100)</b>
<b>Total General Fund</b>	<b>33,454,978</b>	<b>1,983,275</b>	<b>5.93%</b>	<b>(31,471,703)</b>

**City of Highland Park  
Revenue Detail Report  
as of 1/31/10**

Account Description	CY2010 Budget	Actual as of 1/31/10	% of Budget (8% Complete)	Budget Variance
<b>Street &amp; Bridge Fund</b>				
<b>General Taxes</b>				
121.06.101.1001 Property Taxes	1,829,000	-	0.00%	(1,829,000)
121.06.101.1017 Demolition Tax	13,332	-	0.00%	(13,332)
121.06.101.1020 Other Taxes	450,000	34,432	7.65%	(415,568)
<b>Total General Taxes</b>	<b>2,292,332</b>	<b>34,432</b>	<b>1.50%</b>	<b>(2,257,900)</b>
<b>Permits</b>				
121.06.102.1006 Sanitary Sewer Permits	20,000	595	2.98%	(19,405)
121.06.102.1007 Storm Sewer Permits	25,000	765	3.06%	(24,235)
121.06.102.1010 Tree Permits	12,000	150	1.25%	(11,850)
<b>Total Permits</b>	<b>57,000</b>	<b>1,510</b>	<b>2.65%</b>	<b>(55,490)</b>
<b>Licenses</b>				
121.06.103.1012 Vehicle License	830,000	7,596	0.92%	(822,404)
<b>Total Licenses</b>	<b>830,000</b>	<b>7,596</b>	<b>0.92%</b>	<b>(822,404)</b>
<b>Fines and Forfeitures</b>				
121.06.104.1013 Fines - Public Works	6,000	1,300	21.67%	(4,700)
121.06.104.1023 Fines Collections - Public Works	-	-	0.00%	-
121.06.104.1033 Fines Collected by HP - Public Works	-	-	0.00%	-
121.06.104.1043 Fines Collected by Armor - Public Work	-	-	0.00%	-
<b>Total Fines and Forfeitures</b>	<b>6,000</b>	<b>1,300</b>	<b>21.67%</b>	<b>(4,700)</b>
<b>Charges for Service</b>				
121.06.105.1301 Sanitary Sewer Charges	1,250,000	95,900	7.67%	(1,154,100)
121.06.105.1302 Storm Sewer Charges	-	-	0.00%	-
121.06.105.1311 Storm Water Management Fee	650,000	60,909	9.37%	(589,091)
121.06.105.1610 Impact Fees	-	-	0.00%	-
121.06.105.1618 Private Street Snow Plowing	7,500	-	0.00%	(7,500)
121.06.105.1620 Other Services	110,500	10,814	9.79%	(99,686)
<b>Total Charges for Service</b>	<b>2,018,000</b>	<b>167,623</b>	<b>8.31%</b>	<b>(1,850,377)</b>
<b>Reimbursements and Grants</b>				
121.06.106.1103 Damages to City Property Reimbursement	5,000	-	0.00%	(5,000)
121.06.106.1104 Jury Duty Reimbursement	-	-	0.00%	-
121.06.106.1109 Tree Escrow Reimbursement	8,000	-	0.00%	(8,000)
121.06.106.1110 Government Reimbursements	37,386	12,957	34.66%	(24,429)
121.06.106.1120 Other Reimbursements	20,000	-	0.00%	(20,000)
121.06.106.1213 Federal Grant - Public Works	-	-	0.00%	-
121.06.106.1223 State Grant - Public Works	-	-	0.00%	-
<b>Total Reimbursements and Grants</b>	<b>70,386</b>	<b>12,957</b>	<b>18.41%</b>	<b>(57,429)</b>
<b>Interest Income</b>				
121.06.202.1001 Interest - C.D.	-	-	0.00%	-
121.06.202.1002 Interest - U.S. T-Bills	-	-	0.00%	-
121.06.202.1003 Interest - Sweep Account	-	(40)	0.00%	(40)
121.06.202.1020 Other Interest	1,000	-	0.00%	(1,000)
<b>Total Interest Income</b>	<b>1,000</b>	<b>(40)</b>	<b>-4.00%</b>	<b>(1,040)</b>
<b>Transfers</b>				
121.06.205.1001 Transfer from General Fund	-	-	0.00%	-
121.06.205.1003 Transfer From Motor Fuel Tax	830,000	-	0.00%	(830,000)
121.06.205.1006 Transfer From Capital Projects	-	-	0.00%	-
<b>Total Transfers</b>	<b>830,000</b>	<b>-</b>	<b>0.00%</b>	<b>(830,000)</b>
<b>Total Street &amp; Bridge Fund</b>	<b>6,104,718</b>	<b>225,378</b>	<b>3.69%</b>	<b>(5,879,340)</b>

**City of Highland Park  
Revenue Detail Report  
as of 1/31/10**

Account Description	CY2010 Budget	Actual as of 1/31/10	% of Budget (8% Complete)	Budget Variance
<b>Motor Fuel Tax Fund</b>				
122.06.101.1018 Motor Fuel Tax	830,000	62,251	7.50%	(767,749)
122.06.202.1001 Interest - C.D.	-	-	0.00%	-
122.06.202.1002 Interest - U.S. T-Bills	-	-	0.00%	-
122.06.202.1003 Interest - Sweep Account	-	-	0.00%	-
122.06.202.1005 Interest - Illinois Funds	500	4	0.82%	(496)
122.06.202.1020 Other Interest	-	-	0.00%	-
<b>Total Motor Fuel Tax Fund</b>	<b>830,500</b>	<b>62,255</b>	<b>7.50%</b>	<b>(768,245)</b>
<b>Public Benefit Fund</b>				
123.06.101.1001 Property Taxes	-	-	0.00%	-
123.06.106.1120 Other Reimbursements	-	-	0.00%	-
123.06.202.1001 Interest - C.D.	-	-	0.00%	-
123.06.202.1002 Interest - U.S. T-Bills	-	-	0.00%	-
123.06.202.1003 Interest - Sweep Account	-	-	0.00%	-
123.06.202.1020 Other Interest	-	-	0.00%	-
123.06.205.1001 Transfer from General Fund	-	-	0.00%	-
<b>Total Public Benefit Fund</b>	<b>-</b>	<b>-</b>	<b>0.00%</b>	<b>-</b>
<b>E-911 Fund</b>				
124.03.105.1620 Other Services	300,200	22,214	7.40%	(277,986)
124.03.106.1212 Federal Grant - Public Safety	-	-	0.00%	-
124.03.106.1222 State Grant - Public Safety	179,800	14,457	8.04%	(165,343)
124.02.202.1002 Interest - U.S. T-Bills	-	-	0.00%	-
124.02.202.1003 Interest - Sweep Account	-	-	0.00%	-
124.03.202.1001 Interest - C.D.	-	-	0.00%	-
124.03.202.1002 Interest - U.S. T-Bills	-	-	0.00%	-
124.03.202.1003 Interest - Sweep Account	-	-	0.00%	-
124.03.202.1020 Other Interest	-	-	0.00%	-
124.03.202.1030 Bond Proceeds	-	-	0.00%	-
124.03.205.1001 Transfer from General Fund	-	-	0.00%	-
<b>Total E-911 Fund</b>	<b>480,000</b>	<b>36,671</b>	<b>7.64%</b>	<b>(443,329)</b>

**City of Highland Park  
Revenue Detail Report  
as of 1/31/10**

Account Description	CY2010 Budget	Actual as of 1/31/10	% of Budget (8% Complete)	Budget Variance
<b>Debt Service Fund</b>				
131.02.101.1001 Property Taxes	3,399,945	-	0.00%	(3,399,945)
131.02.106.1120 Other Reimbursements	927,960	-	0.00%	(927,960)
131.02.202.1001 Interest - C.D.	-	-	0.00%	-
131.02.202.1002 Interest - U.S. T-Bills	-	-	0.00%	-
131.02.202.1003 Interest - Sweep Account	-	-	0.00%	-
131.02.202.1020 Other Interest	3,000	-	0.00%	(3,000)
131.02.202.1030 Bond Proceeds	-	-	0.00%	-
131.02.205.1001 Transfer from General Fund	333,522	-	0.00%	(333,522)
131.02.205.1005 Transfer From Enhanced 911	-	-	0.00%	-
131.02.205.1006 Transfer From Capital Projects	-	-	0.00%	-
131.02.205.1008 Transfer From Water Fund	-	-	0.00%	-
131.02.205.1009 Transfer From HPCC	100,000	-	0.00%	(100,000)
<b>Total Debt Service Fund</b>	<b>4,764,427</b>	<b>-</b>	<b>0.00%</b>	<b>(4,764,427)</b>
<b>Capital Projects Fund</b>				
141.02.201.1001 Rental Income	91,000	4,138	4.55%	(86,862)
141.02.202.1002 Interest - U.S. T-Bills	-	-	0.00%	-
141.02.202.1003 Interest - Sweep Account	-	-	0.00%	-
141.02.202.1005 Interest - Illinois Funds	3,500	-	0.00%	(3,500)
141.02.202.1006 Interest - IMET	-	-	0.00%	-
141.02.203.1003 Payment In Lieu Of Taxes	375,000	-	0.00%	(375,000)
141.03.106.1110 Government Reimbursements	-	-	0.00%	-
141.06.101.1001 Property Taxes	1,312,081	-	0.00%	(1,312,081)
141.06.106.1110 Government Reimbursements	75,000	-	0.00%	(75,000)
141.06.106.1120 Other Reimbursements	1,200	-	0.00%	(1,200)
141.06.201.1006 Renaissance Place Garage Lease	-	-	0.00%	-
141.06.202.1001 Interest - C.D.	-	-	0.00%	-
141.06.202.1002 Interest - U.S. T-Bills	-	-	0.00%	-
141.06.202.1003 Interest - Sweep Account	-	-	0.00%	-
141.06.202.1020 Other Interest	-	-	0.00%	-
141.06.202.1030 Bond Proceeds	-	-	0.00%	-
141.06.205.1001 Transfer from General Fund	983,000	-	0.00%	(983,000)
141.06.205.1002 Transfer From Street and Bridge	-	-	0.00%	-
141.06.205.1010 Transfer from Public Facilities	-	-	0.00%	-
<b>Total Capital Projects Fund</b>	<b>2,840,781</b>	<b>4,138</b>	<b>0.15%</b>	<b>(2,836,643)</b>
<b>Public Facilities Fund</b>				
142.06.106.1120 Other Reimbursements	-	-	0.00%	-
142.06.202.1001 Interest - C.D.	-	-	0.00%	-
142.06.202.1002 Interest - U.S. T-Bills	-	-	0.00%	-
142.06.202.1003 Interest - Sweep Account	-	79	0.00%	79
142.06.202.1020 Other Interest	-	-	0.00%	-
142.06.203.1001 Sale of Assets	-	-	0.00%	-
142.06.205.1001 Transfer from General Fund	-	-	0.00%	-
<b>Total Public Facilities Fund</b>	<b>-</b>	<b>79</b>	<b>0.00%</b>	<b>79</b>

**City of Highland Park  
Revenue Detail Report  
as of 1/31/10**

Account Description	CY2010 Budget	Actual as of 1/31/10	% of Budget (8% Complete)	Budget Variance
<b>Tax Increment Financing Fund</b>				
143.06.101.1001 Property Taxes	150,000	-	0.00%	(150,000)
143.03.106.1110 Government Reimbursements	-	-	0.00%	-
143.06.106.1110 Government Reimbursements	-	-	0.00%	-
143.06.106.1120 Other Reimbursements	-	-	0.00%	-
143.06.201.1006 Renaissance Place Garage Lease	-	-	0.00%	-
143.02.202.1002 Interest - U.S. T-Bills	-	-	0.00%	-
143.02.202.1003 Interest - Sweep Account	300	-	0.00%	(300)
143.06.202.1001 Interest - C.D.	-	-	0.00%	-
143.06.202.1002 Interest - U.S. T-Bills	-	-	0.00%	-
143.06.202.1003 Interest - Sweep Account	-	-	0.00%	-
143.06.202.1020 Other Interest	-	-	0.00%	-
143.06.202.1030 Bond Proceeds	-	-	0.00%	-
143.06.205.1001 Transfer from General Fund	-	-	0.00%	-
143.06.205.1002 Transfer From Street and Bridge	-	-	0.00%	-
<b>Total Tax Increment Financing Fund</b>	<b>150,300</b>	<b>-</b>	<b>0.00%</b>	<b>(150,300)</b>
<b>Parking Fund</b>				
211.03.104.1011 Fines - Police	285,000	22,170	7.78%	(262,830)
211.03.104.1021 Fines Collections - Police	-	-	0.00%	-
211.03.104.1031 Fines Collected by HP - Police	-	-	0.00%	-
211.03.104.1041 Fines Collected by Armor - Police	12,854	2,735	21.28%	(10,119)
211.06.105.1505 General Parking Revenue	-	-	0.00%	-
211.06.105.1506 Meter Parking Revenue	25,000	2,962	11.85%	(22,038)
211.06.105.1507 Port Clinton Parking Revenue	140,000	1,399	1.00%	(138,601)
211.06.105.1508 Commuter Parking Revenue	163,000	28,657	17.58%	(134,343)
211.06.105.1509 Employee Permit Parking Revenue	210,000	18,765	8.94%	(191,235)
211.06.105.1510 Overnight Parking Revenue	17,000	1,635	9.62%	(15,365)
211.06.105.1511 Daily Parking Revenue	45,000	3,796	8.44%	(41,204)
211.06.105.1520 Other Fees	250	-	0.00%	(250)
211.06.106.1103 Damages to City Property Reimbursement	-	-	0.00%	-
211.06.106.1104 Jury Duty Reimbursement	-	-	0.00%	-
211.06.106.1110 Government Reimbursements	18,000	-	0.00%	(18,000)
211.06.106.1120 Other Reimbursements	-	-	0.00%	-
211.06.202.1001 Interest - C.D.	-	-	0.00%	-
211.06.202.1002 Interest - U.S. T-Bills	-	-	0.00%	-
211.06.202.1003 Interest - Sweep Account	100	-	0.00%	(100)
211.06.202.1020 Other Interest	-	-	0.00%	-
211.06.203.1001 Sale of Assets	-	-	0.00%	-
211.06.203.1004 Payment In Lieu Of Parking Spaces	-	-	0.00%	-
<b>Total Parking Fund</b>	<b>916,204</b>	<b>82,119</b>	<b>8.96%</b>	<b>(834,085)</b>

**City of Highland Park  
Revenue Detail Report  
as of 1/31/10**

Account Description	CY2010 Budget	Actual as of 1/31/10	% of Budget (8% Complete)	Budget Variance
<b>Water Fund</b>				
212.06.102.1009 Water Tap Permits	50,000	2,250	4.50%	(47,750)
212.06.104.1013 Fines - Public Works	12,000	200	1.67%	(11,800)
212.06.104.1023 Fines Collections - Public Works	-	-	0.00%	-
212.06.104.1033 Fines Collected by HP - Public Works	-	-	0.00%	-
212.06.104.1043 Fines Collected by Armor - Public Work	-	-	0.00%	-
212.06.104.1051 Deposits Forfeited	-	-	0.00%	-
212.06.105.1303 Water Sales	6,750,000	572,636	8.48%	(6,177,364)
212.06.105.1304 NSSD Agreement	300	-	0.00%	(300)
212.06.105.1610 Impact Fees	-	-	0.00%	-
212.06.105.1612 Impact Fees	-	-	0.00%	-
212.06.105.1620 Other Services	-	-	0.00%	-
212.06.106.1103 Damages to City Property Reimbursement	3,000	-	0.00%	(3,000)
212.06.106.1104 Jury Duty Reimbursement	-	-	0.00%	-
212.06.106.1110 Government Reimbursements	45,000	-	0.00%	(45,000)
212.06.106.1120 Other Reimbursements	7,400	1,955	26.42%	(5,445)
212.06.106.1213 Federal Grant - Public Works	-	-	0.00%	-
212.06.106.1223 State Grant - Public Works	-	-	0.00%	-
212.02.202.1002 Interest - U.S. T-Bills	-	-	0.00%	-
212.02.202.1003 Interest - Sweep Account	-	-	0.00%	-
212.02.202.1005 Interest - Illinois Funds	8,000	-	0.00%	(8,000)
212.02.202.1006 Interest - IMET	75,000	42,506	56.67%	(32,494)
212.06.202.1001 Interest - C.D.	-	-	0.00%	-
212.06.202.1002 Interest - U.S. T-Bills	-	-	0.00%	-
212.06.202.1003 Interest - Sweep Account	-	-	0.00%	-
212.06.202.1020 Other Interest	-	-	0.00%	-
212.06.202.1030 Bond Proceeds	-	-	0.00%	-
212.06.202.1110 Bond Proceeds to Liability	-	-	0.00%	-
212.06.203.1001 Sale of Assets	-	-	0.00%	-
212.06.203.1701 Contributed Fixed Assets	-	-	0.00%	-
212.06.205.1001 Transfer from General Fund	-	-	0.00%	-
<b>Total Water Fund</b>	<b>6,950,700</b>	<b>619,548</b>	<b>8.91%</b>	<b>(6,331,152)</b>
<b>Highland Park Country Club</b>				
213.11.105.1619 Golf Course Revenue	-	-	0.00%	-
213.11.105.1630 Range Fees	63,490	-	0.00%	(63,490)
213.11.105.1631 Pro Shop Revenue	61,600	1,216	1.97%	(60,384)
213.11.105.1632 Cart Fees	259,681	-	0.00%	(259,681)
213.11.105.1633 Course & Grounds Fees	793,630	774	0.10%	(792,856)
213.11.105.1634 Membership Fees	-	-	0.00%	-
213.11.105.1635 Marketing Fees	-	-	0.00%	-
213.11.105.1636 Food & Beverage Fees	1,352,014	51,087	3.78%	(1,300,927)
213.11.105.1637 Cafe Fees	68,200	-	0.00%	(68,200)
213.11.106.1115 Reimbursements-Golf Learning Center	90,000	-	0.00%	(90,000)
213.11.106.1120 Other Reimbursements	50,000	-	0.00%	(50,000)
213.11.202.1001 Interest - C.D.	-	-	0.00%	-
213.11.202.1002 Interest - U.S. T-Bills	-	-	0.00%	-
213.11.202.1003 Interest - Sweep Account	-	-	0.00%	-
213.11.202.1020 Other Interest	-	-	0.00%	-
213.11.202.1030 Bond Proceeds	-	-	0.00%	-
213.11.202.1110 Bond Proceeds to Liability	-	-	0.00%	-
213.11.203.1001 Sale of Assets	-	-	0.00%	-
213.11.203.1007 Gain/Loss on Disposal of Assets	-	-	0.00%	-
213.11.205.1001 Transfer from General Fund	-	-	0.00%	-
<b>Total Highland Park Country Club</b>	<b>2,738,615</b>	<b>53,077</b>	<b>1.94%</b>	<b>(2,685,538)</b>

**City of Highland Park  
Revenue Detail Report  
as of 1/31/10**

Account Description	CY2010 Budget	Actual as of 1/31/10	% of Budget (8% Complete)	Budget Variance
<b>Insurance Fund</b>				
221.02.106.1102 Insurance Reimbursements	-	-	0.00%	-
221.02.106.1103 Damages to City Property Reimbursement	-	-	0.00%	-
221.02.106.1105 Employee Reimbursement	269,891	17,897	6.63%	(251,994)
221.02.106.1116 Retirees Medical Premiums	1,259,881	129,130	10.25%	(1,130,751)
221.02.106.1117 Medical Claims Reimbursements	-	-	0.00%	-
221.02.106.1118 Workers Compensation	-	-	0.00%	-
221.02.106.1119 Stop Loss Reimbursement	-	-	0.00%	-
221.02.106.1120 Other Reimbursements	-	-	0.00%	-
221.02.202.1001 Interest - C.D.	-	-	0.00%	-
221.02.202.1002 Interest - U.S. T-Bills	-	-	0.00%	-
221.02.202.1003 Interest - Sweep Account	-	-	0.00%	-
221.02.202.1020 Other Interest	-	-	0.00%	-
221.02.205.1001 Transfer from General Fund	4,910,000	264,415	5.39%	(4,645,585)
<b>Total Insurance Fund</b>	<b>6,439,772</b>	<b>411,442</b>	<b>6.39%</b>	<b>(6,028,330)</b>

<b>Equipment Replacement Fund</b>				
222.02.106.1103 Damages to City Property Reimbursement	-	-	0.00%	-
222.02.106.1202 IT Charges	933,660	77,810	8.33%	(855,850)
222.06.106.1103 Damages to City Property Reimbursement	-	-	0.00%	-
222.06.106.1104 Jury Duty Reimbursement	-	-	0.00%	-
222.06.106.1120 Other Reimbursements	60,000	3,059	5.10%	(56,941)
222.06.106.1201 Equipment Charges	2,571,718	214,388	8.34%	(2,357,330)
222.02.202.1002 Interest - U.S. T-Bills	-	-	0.00%	-
222.02.202.1003 Interest - Sweep Account	-	-	0.00%	-
222.02.202.1005 Interest - Illinois Funds	2,500	-	0.00%	(2,500)
222.06.202.1001 Interest - C.D.	-	-	0.00%	-
222.06.202.1002 Interest - U.S. T-Bills	-	-	0.00%	-
222.06.202.1003 Interest - Sweep Account	-	-	0.00%	-
222.06.202.1020 Other Interest	-	-	0.00%	-
222.06.203.1001 Sale of Assets	-	-	0.00%	-
222.06.205.1001 Transfer from General Fund	-	-	0.00%	-
<b>Total Equipment Replacement Fund</b>	<b>3,567,878</b>	<b>295,257</b>	<b>8.28%</b>	<b>(3,272,621)</b>

**City of Highland Park  
Revenue Detail Report  
as of 1/31/10**

Account Description	CY2010 Budget	Actual as of 1/31/10	% of Budget (8% Complete)	Budget Variance
<b>Housing Trust Fund</b>				
321.05.101.1017 Demolition Tax	26,668	-	0.00%	(26,668)
321.05.102.1001 Demolition Permit	4,000	-	0.00%	(4,000)
321.05.105.1620 Other Services	-	-	0.00%	-
321.02.202.1002 Interest - U.S. T-Bills	-	-	0.00%	-
321.02.202.1003 Interest - Sweep Account	-	-	0.00%	-
321.02.202.1005 Interest - Illinois Funds	4,000	-	0.00%	(4,000)
321.05.202.1001 Interest - C.D.	-	-	0.00%	-
321.05.202.1002 Interest - U.S. T-Bills	-	-	0.00%	-
321.05.202.1003 Interest - Sweep Account	-	-	0.00%	-
321.05.202.1020 Other Interest	-	-	0.00%	-
321.02.203.1002 Proceeds of Ceding Volume Cap	-	-	0.00%	-
321.02.204.1001 Contributions and Donations	-	-	0.00%	-
<b>Total Housing Trust Fund</b>	<b>34,668</b>	<b>-</b>	<b>0.00%</b>	<b>(34,668)</b>
<b>Special Assessment Fund</b>				
332.05.105.1620 Other Services	-	-	0.00%	-
332.05.202.1001 Interest - C.D.	-	-	0.00%	-
332.05.202.1002 Interest - U.S. T-Bills	-	-	0.00%	-
332.05.202.1003 Interest - Sweep Account	-	-	0.00%	-
332.05.202.1020 Other Interest	-	-	0.00%	-
332.05.205.1001 Transfer from General Fund	-	-	0.00%	-
332.05.205.1004 Transfer From Public Benefit Fund	-	-	0.00%	-
<b>Total Special Assessment Fund</b>	<b>-</b>	<b>-</b>	<b>0.00%</b>	<b>-</b>



## Section 3: Expenditures

### **Purpose**

This section provides a summary and detailed view of expenses for the specified period compared to the current year budget as amended. Expenses are reported on a cash basis and do not reflect any outstanding encumbrances. Adjustments are required at the end of the fiscal year for audit purposes and are not reflected in the report. The Police and Fire Pension Funds are not included in this report.

### **Executive Summary**

The following program expenditure categories are expected to result in a year-end variance which may require an adjustment to the 2010 adopted budget:

- General Fund - Positive variances in several salaries and employment expenses categories are due primarily to unfilled positions.
- Highland Park Country Club Fund - Carts - Contractual Services - Positive variance is due to the payment of an insurance claim for expenses anticipated in March.

Other Year-to-Date variances are currently anticipated to be timing differences or seasonal factors only, not impacting year-end projections.

**City of Highland Park  
Expenditure Detail Report  
as of 1/31/10**

Account Description	CY2010 Budget	Actual as of 1/31/10	% of Budget (8% Complete)	Budget Variance
<b>General Fund - City Manager's Office</b>				
<b>City Manager's Office - City Council</b>				
Salaries	75,500	4,966	6.58%	70,534
Employment Expenses	156,675	11,484	7.33%	145,191
Contractual Services	54,423	7,089	13.03%	47,334
Commodities	9,800	40	0.41%	9,760
Capital Outlay	-	-	0.00%	-
<b>Total City Manager's Office - City Council</b>	<b>296,398</b>	<b>23,578</b>	<b>7.95%</b>	<b>272,820</b>
<b>City Manager's Office - Administration</b>				
Salaries	477,735	33,129	6.93%	444,606
Employment Expenses	159,895	9,242	5.78%	150,653
Contractual Services	58,627	5,186	8.85%	53,441
Commodities	3,700	-	0.00%	3,700
<b>Total City Manager's Office - Administration</b>	<b>699,957</b>	<b>47,557</b>	<b>6.79%</b>	<b>652,400</b>
<b>City Manager's Office - Human Resources</b>				
Salaries	170,548	2,865	1.68%	167,683
Employment Expenses	87,055	1,906	2.19%	85,149
Contractual Services	208,959	7,506	3.59%	201,453
Commodities	10,200	392	3.84%	9,808
Capital Outlay	13,600	-	0.00%	13,600
<b>Total City Manager's Office - Human Resources</b>	<b>490,362</b>	<b>12,669</b>	<b>2.58%</b>	<b>477,693</b>
<b>City Manager's Office - Communications</b>				
Salaries	229,560	15,556	6.78%	214,004
Employment Expenses	73,535	4,492	6.11%	69,043
Contractual Services	181,965	11,709	6.43%	170,256
Commodities	1,450	-	0.00%	1,450
Capital Outlay	400	1,350	337.50%	(950)
<b>Total City Manager's Office - Communications</b>	<b>486,910</b>	<b>33,107</b>	<b>6.80%</b>	<b>453,803</b>
<b>City Manager's Office - Youth Services</b>				
Salaries	158,380	8,498	5.37%	149,882
Employment Expenses	46,983	2,719	5.79%	44,264
Contractual Services	75,494	2,584	3.42%	72,910
Commodities	2,700	104	3.85%	2,596
Capital Outlay	-	-	0.00%	-
<b>Total City Manager's Office - Youth Services</b>	<b>283,557</b>	<b>13,904</b>	<b>4.90%</b>	<b>269,653</b>
<b>City Manager's Office - Senior Services</b>				
Salaries	280,500	19,676	7.01%	260,824
Employment Expenses	127,098	6,880	5.41%	120,218
Contractual Services	162,328	2,774	1.71%	159,554
Commodities	4,600	-	0.00%	4,600
Capital Outlay	1,000	-	0.00%	1,000
<b>Total City Manager's Office - Senior Services</b>	<b>575,526</b>	<b>29,330</b>	<b>5.10%</b>	<b>546,196</b>
<b>City Manager's Office - City Clerk</b>				
Salaries	134,700	9,169	6.81%	125,531
Employment Expenses	58,185	2,845	4.89%	55,340
Contractual Services	12,388	759	6.12%	11,629
Commodities	700	-	0.00%	700
Capital Outlay	-	-	0.00%	-
<b>Total City Manager's Office - City Clerk</b>	<b>205,973</b>	<b>12,773</b>	<b>6.20%</b>	<b>193,200</b>

**City of Highland Park  
Expenditure Detail Report  
as of 1/31/10**

Account Description	CY2010 Budget	Actual as of 1/31/10	% of Budget (8% Complete)	Budget Variance
<b>City Manager's Office - Office of Corporation Counsel</b>				
Salaries	-	-	0.00%	-
Employment Expenses	-	-	0.00%	-
Contractual Services	928,391	1,587	0.17%	926,804
Commodities	-	-	0.00%	-
Capital Outlay	-	-	0.00%	-
<b>Total City Manager's Office - Office of Corporation Counsel</b>	<b>928,391</b>	<b>1,587</b>	<b>0.17%</b>	<b>926,804</b>
<b>City Manager's Office - Economic Development</b>				
Salaries	50,175	3,193	6.36%	46,982
Employment Expenses	26,205	1,459	5.57%	24,746
Contractual Services	399,847	14,504	3.63%	385,343
Commodities	450	18	4.09%	432
Capital Outlay	-	-	0.00%	-
<b>Total City Manager's Office - Economic Development</b>	<b>476,677</b>	<b>19,174</b>	<b>4.02%</b>	<b>457,503</b>
<b>Total General Fund - City Manager's Office</b>	<b>4,443,751</b>	<b>193,678</b>	<b>4.36%</b>	<b>4,250,073</b>

**City of Highland Park  
Expenditure Detail Report  
as of 1/31/10**

Account Description	CY2010 Budget	Actual as of 1/31/10	% of Budget (8% Complete)	Budget Variance
<b>General Fund - Finance Department</b>				
<b>Finance Department - City Insurance</b>				
Contractual Services	1,162,500	598,340	51.47%	564,160
<b>Total Finance Department - City Insurance</b>	<b>1,162,500</b>	<b>598,340</b>	<b>51.47%</b>	<b>564,160</b>
<b>Finance Department - Departmental</b>				
Salaries	609,315	40,485	6.64%	568,830
Employment Expenses	273,834	16,600	6.06%	257,234
Contractual Services	593,510	10,669	1.80%	582,841
Commodities	35,700	1,040	2.91%	34,660
<b>Total Finance Department - Departmental</b>	<b>1,512,359</b>	<b>68,794</b>	<b>4.55%</b>	<b>1,443,565</b>
<b>Finance Department - Non-Departmental</b>				
Salaries	-	-	0.00%	-
Debt Service & Taxes	15,000	-	0.00%	15,000
Reserves & Contingencies	400,000	-	0.00%	400,000
Transfers	4,030,830	-	0.00%	4,030,830
<b>Total Finance Department - Non-Departmental</b>	<b>4,445,830</b>	<b>-</b>	<b>0.00%</b>	<b>4,445,830</b>
<b>Total General Fund - Finance Department</b>	<b>7,120,689</b>	<b>667,135</b>	<b>9.37%</b>	<b>6,453,554</b>

**City of Highland Park  
Expenditure Detail Report  
as of 1/31/10**

Account Description	CY2010 Budget	Actual as of 1/31/10	% of Budget (8% Complete)	Budget Variance
<b>General Fund - Police Department</b>				
<b>Police Department - Administration</b>				
Salaries	556,425	39,137	7.03%	517,288
Employment Expenses	106,475	6,635	6.23%	99,840
Contractual Services	227,368	27,672	12.17%	199,696
Commodities	19,035	4	0.02%	19,031
Capital Outlay	3,200	-	0.00%	3,200
<b>Total Police Department - Administration</b>	<b>912,503</b>	<b>73,448</b>	<b>8.05%</b>	<b>839,055</b>
<b>Police Department - Records/Communications</b>				
Salaries	635,158	43,394	6.83%	591,764
Employment Expenses	281,050	15,648	5.57%	265,402
Contractual Services	206,212	7,020	3.40%	199,192
Commodities	16,700	496	2.97%	16,204
Capital Outlay	-	-	0.00%	-
<b>Total Police Department - Records/Communications</b>	<b>1,139,120</b>	<b>66,558</b>	<b>5.84%</b>	<b>1,072,562</b>
<b>Police Department - Patrol</b>				
Salaries	3,509,700	214,146	6.10%	3,295,554
Employment Expenses	785,755	43,432	5.53%	742,323
Contractual Services	511,075	40,438	7.91%	470,637
Commodities	45,850	1,237	2.70%	44,613
Capital Outlay	-	-	0.00%	-
<b>Total Police Department - Patrol</b>	<b>4,852,380</b>	<b>299,254</b>	<b>6.17%</b>	<b>4,553,126</b>
<b>Police Department - Investigations</b>				
Salaries	890,200	61,193	6.87%	829,007
Employment Expenses	199,600	11,413	5.72%	188,187
Contractual Services	62,884	775	1.23%	62,109
Commodities	17,375	175	1.01%	17,200
Capital Outlay	-	-	0.00%	-
<b>Total Police Department - Investigations</b>	<b>1,170,059</b>	<b>73,556</b>	<b>6.29%</b>	<b>1,096,503</b>
<b>Police Department - Extra Jobs</b>				
Salaries	315,000	1,101	0.35%	313,899
Employment Expenses	-	-	0.00%	-
Contractual Services	250	-	0.00%	250
Commodities	3,500	-	0.00%	3,500
Capital Outlay	-	-	0.00%	-
<b>Total Police Department - Extra Jobs</b>	<b>318,750</b>	<b>1,101</b>	<b>0.35%</b>	<b>317,649</b>
<b>Police Department - Traffic/Community Service</b>				
Salaries	690,265	39,154	5.67%	651,111
Employment Expenses	154,460	7,887	5.11%	146,573
Contractual Services	20,540	157	0.77%	20,383
Commodities	11,845	7	0.06%	11,838
Capital Outlay	7,500	-	0.00%	7,500
<b>Total Police Department - Traffic/Community Service</b>	<b>884,610</b>	<b>47,205</b>	<b>5.34%</b>	<b>837,405</b>
<b>Total General Fund - Police Department</b>	<b>9,277,422</b>	<b>561,122</b>	<b>6.05%</b>	<b>8,716,300</b>

**City of Highland Park  
Expenditure Detail Report  
as of 1/31/10**

Account Description	CY2010 Budget	Actual as of 1/31/10	% of Budget (8% Complete)	Budget Variance
<b>General Fund - Fire Department</b>				
<b>Fire Department - Administration</b>				
Salaries	337,025	13,469	4.00%	323,556
Employment Expenses	68,215	3,425	5.02%	64,790
Contractual Services	106,594	13,644	12.80%	92,950
Commodities	9,350	240	2.56%	9,110
Capital Outlay	530	-	0.00%	530
<b>Total Fire Department - Administration</b>	<b>521,714</b>	<b>30,778</b>	<b>5.90%</b>	<b>490,936</b>
<b>Fire Department - Emergency Medical Services</b>				
Salaries	932,965	52,851	5.66%	880,114
Employment Expenses	194,400	11,256	5.79%	183,144
Contractual Services	101,009	5,496	5.44%	95,513
Commodities	8,260	-	0.00%	8,260
Capital Outlay	41,150	-	0.00%	41,150
<b>Total Fire Department - Emergency Medical Services</b>	<b>1,277,784</b>	<b>69,603</b>	<b>5.45%</b>	<b>1,208,181</b>
<b>Fire Department - Prevention and Education</b>				
Salaries	121,700	5,987	4.92%	115,713
Employment Expenses	56,660	1,855	3.27%	54,805
Contractual Services	50,375	2,274	4.51%	48,101
Commodities	11,050	590	5.34%	10,460
Capital Outlay	200	-	0.00%	200
<b>Total Fire Department - Prevention and Education</b>	<b>239,985</b>	<b>10,707</b>	<b>4.46%</b>	<b>229,278</b>
<b>Fire Department - Suppression and Training</b>				
Salaries	3,481,185	209,492	6.02%	3,271,693
Employment Expenses	766,980	47,469	6.19%	719,511
Contractual Services	309,890	22,114	7.14%	287,776
Commodities	59,325	51	0.09%	59,274
Capital Outlay	21,476	-	0.00%	21,476
<b>Fire Department - Suppression and Training</b>	<b>4,638,856</b>	<b>279,126</b>	<b>6.02%</b>	<b>4,359,730</b>
<b>Total General Fund - Fire Department</b>	<b>6,678,339</b>	<b>390,214</b>	<b>5.84%</b>	<b>6,288,125</b>

**City of Highland Park  
Expenditure Detail Report  
as of 1/31/10**

Account Description	CY2010 Budget	Actual as of 1/31/10	% of Budget (8% Complete)	Budget Variance
<b>General Fund - Community Development</b>				
<b>Community Development - Building Division</b>				
Salaries	954,950	57,458	6.02%	897,492
Employment Expenses	390,090	21,052	5.40%	369,038
Contractual	111,374	5,928	5.32%	105,446
Commodities	14,600	533	3.65%	14,067
Capital Outlay	1,000	-	0.00%	1,000
<b>Total Community Development - Building Division</b>	<b>1,472,014</b>	<b>84,972</b>	<b>5.77%</b>	<b>1,387,042</b>
<b>Community Development - Planning Division</b>				
Salaries	685,250	41,570	6.07%	643,680
Employment Expenses	273,455	13,470	4.93%	259,985
Contractual	228,391	13,301	5.82%	215,090
Commodities	14,010	858	6.12%	13,152
Capital Outlay	1,200	-	0.00%	1,200
<b>Total Community Development - Planning Division</b>	<b>1,202,306</b>	<b>69,199</b>	<b>5.76%</b>	<b>1,133,107</b>
<b>Total General Fund - Community Development</b>	<b>2,674,320</b>	<b>154,171</b>	<b>5.76%</b>	<b>2,520,149</b>
<b>General Fund - Public Works and Engineering</b>				
<b>Public Works</b>				
Salaries	361,635	23,770	6.57%	337,865
Employment Expenses	137,129	7,054	5.14%	130,075
Contractual Services	56,190	4,209	7.49%	51,981
Commodities	9,900	178	1.80%	9,722
Capital Outlay	-	-	0.00%	-
<b>Total Public Works</b>	<b>564,854</b>	<b>35,210</b>	<b>6.23%</b>	<b>529,644</b>
<b>Engineering - Administration</b>				
Salaries	607,225	38,335	6.31%	568,890
Employment Expenses	225,660	12,632	5.60%	213,028
Contractual Services	93,748	5,867	6.26%	87,882
Commodities	1,700	-	0.00%	1,700
Capital Outlay	4,950	-	0.00%	4,950
<b>Total Engineering - Administration</b>	<b>933,283</b>	<b>56,834</b>	<b>6.09%</b>	<b>876,449</b>
<b>Total General Fund - Public Works and Engineering</b>	<b>1,498,137</b>	<b>92,044</b>	<b>6.14%</b>	<b>1,406,093</b>

**City of Highland Park  
Expenditure Detail Report  
as of 1/31/10**

Account Description	CY2010 Budget	Actual as of 1/31/10	% of Budget (8% Complete)	Budget Variance
<b>General Fund - Facilities</b>				
<b>Facilities - Building Maintenance - City Hall</b>				
Salaries	71,190	3,814	5.36%	67,376
Employment Expenses	27,849	1,419	5.09%	26,430
Contractual Services	126,400	10,954	8.67%	115,446
Commodities	12,600	195	1.55%	12,405
Capital Outlay	-	-	0.00%	-
<b>Total Facilities - Building Maintenance - City Hall</b>	<b>238,039</b>	<b>16,382</b>	<b>6.88%</b>	<b>221,657</b>
<b>Facilities - Building Maintenance - Public Services Bldg</b>				
Salaries	33,750	611	1.81%	33,139
Employment Expenses	7,511	250	3.33%	7,261
Contractual Services	118,383	6,278	5.30%	112,105
Commodities	13,300	108	0.81%	13,192
Capital Outlay	100,000	-	0.00%	100,000
<b>Total Facilities - Building Maintenance - Public Services Bldg</b>	<b>272,944</b>	<b>7,248</b>	<b>2.66%</b>	<b>265,696</b>
<b>Facilities - Building Maintenance - Public Safety Center</b>				
Salaries	67,600	4,407	6.52%	63,193
Employment Expenses	31,065	1,944	6.26%	29,121
Contractual Services	37,000	923	2.49%	36,077
Commodities	5,200	-	0.00%	5,200
Capital Outlay	18,000	3,606	20.03%	14,394
<b>Total Facilities - Building Maintenance - Public Safety Center</b>	<b>158,865</b>	<b>10,881</b>	<b>6.85%</b>	<b>147,984</b>
<b>Facilities - Building Maintenance - City Maintained Train Stations</b>				
Salaries	9,600	611	6.37%	8,989
Employment Expenses	3,611	250	6.92%	3,361
Contractual Services	26,800	978	3.65%	25,822
Commodities	1,500	-	0.00%	1,500
Capital Outlay	-	-	0.00%	-
<b>Total Facilities - Building Maint. - City Maint. Train Stations</b>	<b>41,511</b>	<b>1,839</b>	<b>4.43%</b>	<b>39,672</b>
<b>Facilities - Building Maintenance - Fire Stations</b>				
Salaries	9,600	611	6.37%	8,989
Employment Expenses	3,611	250	6.92%	3,361
Contractual Services	30,075	4,672	15.54%	25,403
Commodities	8,300	1,039	12.51%	7,261
Capital Outlay	14,190	-	0.00%	14,190
<b>Total Facilities - Building Maintenance - Fire Stations</b>	<b>65,776</b>	<b>6,572</b>	<b>9.99%</b>	<b>59,204</b>
<b>Facilities - Building Maintenance - Senior Center</b>				
Salaries	15,650	916	5.85%	14,734
Employment Expenses	6,778	405	5.98%	6,373
Contractual Services	8,940	344	3.84%	8,596
Commodities	1,500	-	0.00%	1,500
Capital Outlay	-	-	0.00%	-
<b>Total Facilities - Building Maintenance - Senior Center</b>	<b>32,868</b>	<b>1,665</b>	<b>5.07%</b>	<b>31,203</b>

**City of Highland Park  
Expenditure Detail Report  
as of 1/31/10**

Account Description	CY2010 Budget	Actual as of 1/31/10	% of Budget (8% Complete)	Budget Variance
<b>Facilities - Building Maintenance - Youth Center</b>				
Salaries	25,225	2,051	8.13%	23,174
Employment Expenses	12,355	647	5.24%	11,708
Contractual Services	7,864	206	2.61%	7,658
Commodities	1,000	-	0.00%	1,000
Capital Outlay	-	-	0.00%	-
<b>Total Facilities - Building Maintenance - Youth Center</b>	<b>46,444</b>	<b>2,903</b>	<b>6.25%</b>	<b>43,541</b>
<b>Facilities - Building Maintenance - Firearms Training Center</b>				
Salaries	9,600	611	6.37%	8,989
Employment Expenses	3,611	250	6.92%	3,361
Contractual Services	14,072	31	0.22%	14,041
Commodities	2,500	-	0.00%	2,500
Capital Outlay	-	-	0.00%	-
<b>Total Facilities - Building Maint. - Firearms Training Center</b>	<b>29,783</b>	<b>892</b>	<b>3.00%</b>	<b>28,891</b>
<b>Facilities - Building Maintenance - Other Properties</b>				
Salaries	-	-	0.00%	-
Employment Expenses	-	-	0.00%	-
Contractual Services	39,250	-	0.00%	39,250
Commodities	-	-	0.00%	-
Capital Outlay	130,000	-	0.00%	130,000
<b>Total Facilities - Building Maintenance - Other Properties</b>	<b>169,250</b>	<b>-</b>	<b>0.00%</b>	<b>169,250</b>
<b>Total General Fund - Facilities</b>	<b>1,055,480</b>	<b>48,381</b>	<b>4.58%</b>	<b>1,007,099</b>

**City of Highland Park  
Expenditure Detail Report  
as of 1/31/10**

Account Description	CY2010 Budget	Actual as of 1/31/10	% of Budget (8% Complete)	Budget Variance
<b>General Fund - Transit</b>				
<b>Transit - Scheduled Service</b>				
Salaries	714,480	49,789	6.97%	664,691
Employment Expenses	250,905	12,248	4.88%	238,657
Contractual Services	63,407	4,217	6.65%	59,190
Commodities	28,700	588	2.05%	28,112
Capital Outlay	-	-	0.00%	-
<b>Total Transit - Scheduled Service</b>	<b>1,057,492</b>	<b>66,842</b>	<b>6.32%</b>	<b>990,650</b>
<b>Transit - Ravinia Service</b>				
Salaries	135,520	503	0.37%	135,017
Employment Expenses	13,915	71	0.51%	13,844
Commodities	-	-	0.00%	-
Capital Outlay	-	-	0.00%	-
<b>Total Transit - Ravinia Service</b>	<b>149,435</b>	<b>574</b>	<b>0.38%</b>	<b>148,861</b>
<b>Total General Fund - Transit</b>	<b>1,206,927</b>	<b>67,416</b>	<b>5.59%</b>	<b>1,139,511</b>

**City of Highland Park  
Expenditure Detail Report  
as of 1/31/10**

Account Description	CY2010 Budget	Actual as of 1/31/10	% of Budget (8% Complete)	Budget Variance
<b>General Fund - Commissions</b>				
<b>Commissions - Telecommunications Commission</b>				
Salaries	-	-	0.00%	-
Employment Expenses	-	-	0.00%	-
Contractual Services	-	-	0.00%	-
Commodities	-	-	0.00%	-
Capital Outlay	-	-	0.00%	-
<b>Total Commissions - Telecommunications Commission</b>	<b>-</b>	<b>-</b>	<b>0.00%</b>	<b>-</b>
<b>Commissions - Historic Preservation Commission</b>				
Salaries	-	-	0.00%	-
Employment Expenses	-	-	0.00%	-
Contractual Services	27,185	-	0.00%	27,185
Commodities	1,200	5	0.42%	1,195
Capital Outlay	-	-	0.00%	-
Capital Outlay	-	-	0.00%	-
<b>Total Commissions - Telecommunications Commission</b>	<b>28,385</b>	<b>5</b>	<b>0.02%</b>	<b>28,380</b>
<b>Commissions - Plan Commission</b>				
Salaries	-	-	0.00%	-
Employment Expenses	-	-	0.00%	-
Contractual Services	52,250	-	0.00%	52,250
Commodities	950	-	0.00%	950
Capital Outlay	-	-	0.00%	-
<b>Total Commissions - Plan Commission</b>	<b>53,200</b>	<b>-</b>	<b>0.00%</b>	<b>53,200</b>
<b>Commissions - Housing Commission</b>				
Salaries	-	-	0.00%	-
Employment Expenses	-	-	0.00%	-
Contractual Services	5,925	290	4.89%	5,635
Commodities	1,400	32	2.25%	1,369
Capital Outlay	-	-	0.00%	-
<b>Total Commissions - Housing Commission</b>	<b>7,325</b>	<b>322</b>	<b>4.39%</b>	<b>7,004</b>
<b>Commissions - Business &amp; Economic Development Commission</b>				
Salaries	-	-	0.00%	-
Employment Expenses	-	-	0.00%	-
Contractual Services	-	-	0.00%	-
Commodities	750	-	0.00%	750
Capital Outlay	-	-	0.00%	-
<b>Total Commissions - Business &amp; Economic Development Commission</b>	<b>750</b>	<b>-</b>	<b>0.00%</b>	<b>750</b>
<b>Commissions - Human Relations Commission</b>				
Salaries	-	-	0.00%	-
Employment Expenses	-	-	0.00%	-
Contractual Services	30,450	-	0.00%	30,450
Commodities	-	20	0.00%	(20)
Capital Outlay	-	-	0.00%	-
<b>Total Commissions - Human Relations Commission</b>	<b>30,450</b>	<b>20</b>	<b>0.07%</b>	<b>30,430</b>
<b>Commissions - Design Review Commission</b>				
Salaries	-	-	0.00%	-
Employment Expenses	-	-	0.00%	-
Contractual Services	5,800	-	0.00%	5,800
Commodities	1,960	-	0.00%	1,960
Capital Outlay	-	-	0.00%	-
<b>Total Commissions - Design Review Commission</b>	<b>7,760</b>	<b>-</b>	<b>0.00%</b>	<b>7,760</b>

**City of Highland Park  
Expenditure Detail Report  
as of 1/31/10**

Account Description	CY2010 Budget	Actual as of 1/31/10	% of Budget (8% Complete)	Budget Variance
<b>Commissions - Ravinia Festival Community Relations Commission</b>				
Salaries	-	-	0.00%	-
Employment Expenses	-	-	0.00%	-
Contractual Services	200	-	0.00%	200
Commodities	220	-	0.00%	220
Capital Outlay	-	-	0.00%	-
<b>Total Commissions - Ravinia Festival Community Relations Commi</b>	<b>420</b>	<b>-</b>	<b>0.00%</b>	<b>420</b>
<b>Commissions - Cultural Arts Commission</b>				
Salaries	-	-	0.00%	-
Employment Expenses	-	-	0.00%	-
Contractual Services	40,150	-	0.00%	40,150
Commodities	200	9	4.65%	191
Capital Outlay	-	-	0.00%	-
<b>Total Commissions - Cultural Arts Commission</b>	<b>40,350</b>	<b>9</b>	<b>0.02%</b>	<b>40,341</b>
<b>Commissions - Lakefront Commission</b>				
Salaries	-	-	0.00%	-
Employment Expenses	-	-	0.00%	-
Contractual Services	5,350	-	0.00%	5,350
Commodities	1,300	-	0.00%	1,300
Capital Outlay	-	-	0.00%	-
<b>Total Commissions - Lakefront Commission</b>	<b>6,650</b>	<b>-</b>	<b>0.00%</b>	<b>6,650</b>
<b>Commissions - Environmental Commission</b>				
Salaries	-	-	0.00%	-
Employment Expenses	-	-	0.00%	-
Contractual Services	960	-	0.00%	960
Commodities	900	-	0.00%	900
Capital Outlay	-	-	0.00%	-
<b>Total Commissions - Environmental Commission</b>	<b>1,860</b>	<b>-</b>	<b>0.00%</b>	<b>1,860</b>
<b>Commissions - Zoning Board of Appeals</b>				
Salaries	-	-	0.00%	-
Employment Expenses	-	-	0.00%	-
Contractual Services	23,000	-	0.00%	23,000
Commodities	150	-	0.00%	150
Capital Outlay	-	-	0.00%	-
<b>Total Commissions - Zoning Board of Appeals</b>	<b>23,150</b>	<b>-</b>	<b>0.00%</b>	<b>23,150</b>

**City of Highland Park  
Expenditure Detail Report  
as of 1/31/10**

Account Description	CY2010 Budget	Actual as of 1/31/10	% of Budget (8% Complete)	Budget Variance
<b>Commissions - Traffic Commission</b>				
Salaries	-	-	0.00%	-
Employment Expenses	-	-	0.00%	-
Contractual Services	60	-	0.00%	60
Commodities	720	-	0.00%	720
Capital Outlay	-	-	0.00%	-
<b>Total Commissions - Traffic Commission</b>	<b>780</b>	<b>-</b>	<b>0.00%</b>	<b>780</b>
<b>Ft. Sheridan Development</b>				
Contractual Services	21,100	-	0.00%	21,100
<b>Total Ft. Sheridan Development</b>	<b>21,100</b>	<b>-</b>	<b>0.00%</b>	<b>21,100</b>
<b>Organizational Sustainability</b>				
Salaries	10,210	512	5.01%	9,698
Employment Expenses	785	83	10.53%	702
Contractual Services	64,932	-	0.00%	64,932
Commodities	500	-	0.00%	500
Capital Outlay	-	-	0.00%	-
<b>Total Organizational Sustainability</b>	<b>76,427</b>	<b>595</b>	<b>0.78%</b>	<b>75,832</b>
<b>Total General Fund - Commissions</b>	<b>298,607</b>	<b>951</b>	<b>0.32%</b>	<b>297,656</b>
<b>Total General Fund</b>	<b>34,253,672</b>	<b>2,175,111</b>	<b>6.35%</b>	<b>32,078,561</b>

**City of Highland Park  
Expenditure Detail Report  
as of 1/31/10**

Account Description	CY2010 Budget	Actual as of 1/31/10	% of Budget (8% Complete)	Budget Variance
<b>Street and Bridge Fund</b>				
<b>Street and Bridge Fund - Storm Drainage</b>				
Salaries	246,200	16,554	6.72%	229,646
Employment Expenses	112,695	4,501	3.99%	108,194
Contractual Services	270,826	20,249	7.48%	250,577
Commodities	49,000	55	0.11%	48,945
Capital Outlay	-	-	0.00%	-
<b>Total Street and Bridge Fund - Storm Drainage</b>	<b>678,721</b>	<b>41,360</b>	<b>6.09%</b>	<b>637,361</b>
<b>Street and Bridge Fund - Streets and Sidewalks - General</b>				
Salaries	678,310	36,705	5.41%	641,605
Employment Expenses	244,290	13,797	5.65%	230,493
Contractual Services	1,445,516	108,958	7.54%	1,336,558
Commodities	414,700	24,897	6.00%	389,803
Capital Outlay	-	-	0.00%	-
Capital Outlay	40,000	-	0.00%	40,000
Reserves & Contingencies	-	-	0.00%	-
Transfers	-	-	0.00%	-
<b>Total Street and Bridge Fund - Streets and Sidewalks - General</b>	<b>2,822,816</b>	<b>184,357</b>	<b>6.53%</b>	<b>2,638,458</b>
<b>Street and Bridge Fund - Sanitary Sewer Operations</b>				
Salaries	782,975	50,824	6.49%	732,151
Employment Expenses	311,888	18,622	5.97%	293,266
Contractual Services	292,641	19,886	6.80%	272,756
Commodities	57,000	239	0.42%	56,761
Capital Outlay	15,000	-	0.00%	15,000
<b>Total Street and Bridge Fund - Sanitary Sewer Operations</b>	<b>1,459,504</b>	<b>89,570</b>	<b>6.14%</b>	<b>1,369,934</b>
<b>Street and Bridge Fund - Forestry Services</b>				
Salaries	153,892	15,257	9.91%	138,635
Employment Expenses	74,659	3,447	4.62%	71,212
Contractual Services	544,472	12,632	2.32%	531,841
Commodities	23,090	-	0.00%	23,090
Capital Outlay	91,200	-	0.00%	91,200
<b>Total Street and Bridge Fund - Forestry Services</b>	<b>887,313</b>	<b>31,336</b>	<b>3.53%</b>	<b>855,978</b>
<b>Total Street and Bridge Fund</b>	<b>5,848,354</b>	<b>346,623</b>	<b>5.93%</b>	<b>5,501,731</b>

**City of Highland Park  
Expenditure Detail Report  
as of 1/31/10**

<b>Account Description</b>	<b>CY2010 Budget</b>	<b>Actual as of 1/31/10</b>	<b>% of Budget (8% Complete)</b>	<b>Budget Variance</b>
<b>Motor Fuel Tax Fund</b>				
Salaries	-	-	0.00%	-
Employment Expenses	-	-	0.00%	-
Contractual Services	-	-	0.00%	-
Commodities	-	-	0.00%	-
Reserves and Contingencies	-	-	0.00%	-
Transfers	830,000	-	0.00%	830,000
<b>Total Motor Fuel Tax Fund</b>	<b>830,000</b>	<b>-</b>	<b>0.00%</b>	<b>830,000</b>

**City of Highland Park  
Expenditure Detail Report  
as of 1/31/10**

Account Description	CY2010 Budget	Actual as of 1/31/10	% of Budget (8% Complete)	Budget Variance
<b>Enhanced 911 Fund</b>				
Salaries	267,508	17,140	6.41%	250,368
Employment Expenses	115,745	6,504	5.62%	109,241
Contractual Services	204,207	16,763	8.21%	187,444
Capital Outlay	28,500	-	0.00%	28,500
Reserves and Contingencies	-	-	0.00%	-
<b>Total Enhanced 911 Fund</b>	<b>615,960</b>	<b>40,407</b>	<b>6.56%</b>	<b>575,553</b>

**City of Highland Park  
Expenditure Detail Report  
as of 1/31/10**

Account Description	CY2010 Budget	Actual as of 1/31/10	% of Budget (8% Complete)	Budget Variance
<b>Debt Service Fund</b>				
Principal and Interest	4,764,421	-	0.00%	4,764,421
<b>Total Debt Service Fund</b>	<b>4,764,421</b>	<b>-</b>	<b>0.00%</b>	<b>4,764,421</b>
<b>Capital Projects Fund</b>				
<b>Capital Projects Fund - Bond Issue - Capital Improvements</b>				
Contractual Services	89,200	7,871	8.82%	81,329
Capital Outlay	30,000	-	0.00%	30,000
Reserves	-	-	0.00%	-
Transfers	-	-	0.00%	-
<b>Total Capital Projects Fund - Bond Issue - Capital Improvements</b>	<b>119,200</b>	<b>7,871</b>	<b>6.60%</b>	<b>111,329</b>
<b>Capital Projects Fund - Street Construction Fund</b>				
Salaries	-	-	0.00%	-
Employment Expenses	-	-	0.00%	-
Capital Outlay	3,175,000	-	0.00%	3,175,000
Reserves and Contingencies	-	-	0.00%	-
Transfers	-	-	0.00%	-
<b>Total Capital Projects Fund - Street Construction Fund</b>	<b>3,175,000</b>	<b>-</b>	<b>0.00%</b>	<b>3,175,000</b>
<b>Total Capital Projects Fund</b>	<b>3,294,200</b>	<b>7,871</b>	<b>0.24%</b>	<b>3,286,329</b>
<b>Public Facilities Improvement Fund</b>				
Capital Outlay	-	-	0.00%	-
Transfers	-	-	0.00%	-
<b>Total Public Facilities Improvement Fund</b>	<b>-</b>	<b>-</b>	<b>0.00%</b>	<b>-</b>
<b>Total Tax Increment Financing Capital Fund</b>	<b>-</b>	<b>95</b>	<b>0.00%</b>	<b>(95)</b>

**City of Highland Park  
Expenditure Detail Report  
as of 1/31/10**

Account Description	CY2010 Budget	Actual as of 1/31/10	% of Budget (8% Complete)	Budget Variance
<b>Parking Fund</b>				
<b>Parking Fund - Parking Enforcement</b>				
Salaries	209,650	13,567	6.47%	196,083
Employment Expenses	84,490	4,760	5.63%	79,730
Contractual Services	4,250	-	0.00%	4,250
Commodities	1,100	-	0.00%	1,100
Capital Outlay	22,602	15,298	67.69%	7,304
<b>Total Parking Fund - Parking Enforcement</b>	<b>322,092</b>	<b>33,626</b>	<b>10.44%</b>	<b>288,466</b>
<b>Parking Fund - Indoor, On &amp; Off Street</b>				
Salaries	22,675	1,300	5.73%	21,375
Employment Expenses	5,852	361	6.17%	5,491
Contractual Services	362,180	4,645	1.28%	357,535
Commodities	4,500	-	0.00%	4,500
Capital Outlay	-	-	0.00%	-
Transfers	48,050	-	0.00%	48,050
<b>Total Parking Fund - Indoor, On &amp; Off Street</b>	<b>443,257</b>	<b>6,306</b>	<b>1.42%</b>	<b>436,951</b>
<b>Parking Fund - Parking Construction</b>				
Salaries	-	-	0.00%	-
Employment Expenses	-	-	0.00%	-
Contractual Services	-	-	0.00%	-
Commodities	-	-	0.00%	-
Capital Outlay	60,000	-	0.00%	60,000
Reserves and Contingencies	-	-	0.00%	-
Transfers	48,050	-	0.00%	48,050
<b>Parking Fund - Parking Construction</b>	<b>108,050</b>	<b>-</b>	<b>0.00%</b>	<b>108,050</b>
<b>Total Parking Fund</b>	<b>873,399</b>	<b>39,932</b>	<b>4.57%</b>	<b>833,467</b>

**City of Highland Park  
Expenditure Detail Report  
as of 1/31/10**

Account Description	CY2010 Budget	Actual as of 1/31/10	% of Budget (8% Complete)	Budget Variance
<b>Water Fund</b>				
<b>Water Fund - Water Production Division</b>				
Salaries	897,230	63,648	7.09%	833,582
Employment Expenses	362,835	20,260	5.58%	342,575
Contractual Services	849,161	11,095	1.31%	838,066
Commodities	222,042	20,239	9.12%	201,803
Capital Outlay	9,002	-	0.00%	9,002
<b>Total Water Fund - Water Production Division</b>	<b>2,340,270</b>	<b>115,242</b>	<b>4.92%</b>	<b>2,225,028</b>
<b>Water Fund - Water Distribution</b>				
Salaries	530,665	31,236	5.89%	499,429
Employment Expenses	207,946	13,192	6.34%	194,754
Contractual Services	422,072	28,851	6.84%	393,221
Commodities	116,500	283	0.24%	116,217
Capital Outlay	23,500	-	0.00%	23,500
<b>Total Water Fund - Water Distribution</b>	<b>1,300,683</b>	<b>73,561</b>	<b>5.66%</b>	<b>1,227,122</b>
<b>Water Fund - Meters</b>				
Salaries	226,825	15,719	6.93%	211,106
Employment Expenses	88,365	5,743	6.50%	82,622
Contractual Services	5,225	65	1.24%	5,160
Commodities	110,800	3,244	2.93%	107,556
Capital Outlay	120,000	-	0.00%	120,000
<b>Total Water Fund - Meters</b>	<b>551,215</b>	<b>24,771</b>	<b>4.49%</b>	<b>526,444</b>
<b>Water Fund - Capital Improvements/ Water Debt Service &amp; Transfers</b>				
Contractual Services	-	-	0.00%	-
Capital Outlay	3,600,000	-	0.00%	3,600,000
Debt Service & Transfers	1,072,093	-	0.00%	1,072,093
Reserves	-	-	0.00%	-
Transfers	1,000,000	-	0.00%	1,000,000
<b>Total Water Fund - Capital Improvements/ Water Debt Service &amp; Tr</b>	<b>5,672,093</b>	<b>-</b>	<b>0.00%</b>	<b>5,672,093</b>
<b>Total Water Fund</b>	<b>9,864,261</b>	<b>213,574</b>	<b>2.17%</b>	<b>9,650,687</b>

**City of Highland Park  
Expenditure Detail Report  
as of 1/31/10**

Account Description	CY2010 Budget	Actual as of 1/31/10	% of Budget (8% Complete)	Budget Variance
<b>Highland Park Country Club Fund</b>				
<b>Country Club</b>				
Salaries	-	-	0.00%	-
Contractual Services	98,694	-	0.00%	98,694
Commodities	-	-	0.00%	-
Capital Outlay	-	-	0.00%	-
Debt Service & Taxes	242,990	-	0.00%	242,990
Reserves & Contingencies	-	-	0.00%	-
Transfers	100,000	-	0.00%	100,000
<b>Total Country Club</b>	<b>441,684</b>	<b>-</b>	<b>0.00%</b>	<b>441,684</b>
<b>Golf Range</b>				
Salaries	15,092	-	0.00%	15,092
Commodities	30,728	-	0.00%	30,728
<b>Total Golf Range</b>	<b>45,820</b>	<b>-</b>	<b>0.00%</b>	<b>45,820</b>
<b>Pro Shop</b>				
Salaries	129,575	3,185	2.46%	126,390
Contractual Services	7,950	139	1.75%	7,811
Commodities	45,350	-	0.00%	45,350
<b>Total Pro Shop</b>	<b>182,875</b>	<b>3,324</b>	<b>1.82%</b>	<b>179,551</b>
<b>Carts</b>				
Salaries	56,600	-	0.00%	56,600
Contractual Services	56,590	(7,172)	-12.67%	63,762
Commodities	14,700	-	0.00%	14,700
<b>Total Carts</b>	<b>127,890</b>	<b>(7,172)</b>	<b>-5.61%</b>	<b>135,062</b>
<b>Course &amp; Grounds</b>				
Salaries	342,044	7,183	2.10%	334,861
Contractual Services	68,158	944	1.38%	67,214
Commodities	121,760	211	0.17%	121,549
<b>Total Course &amp; Grounds</b>	<b>531,962</b>	<b>8,337</b>	<b>1.57%</b>	<b>523,625</b>
<b>General &amp; Administration</b>				
Salaries	138,277	5,820	4.21%	132,457
Contractual Services	226,740	1,372	0.61%	225,368
Commodities	2,800	-	0.00%	2,800
Reserves & Contingencies	2,400	(895)	-37.29%	3,295
<b>Total General &amp; Administration</b>	<b>370,217</b>	<b>6,297</b>	<b>1.70%</b>	<b>363,920</b>
<b>Marketing</b>				
Salaries	55,624	3,765	6.77%	51,859
Contractual Services	41,475	1,140	2.75%	40,335
<b>Total Marketing</b>	<b>97,099</b>	<b>4,905</b>	<b>5.05%</b>	<b>92,194</b>
<b>Food &amp; Beverage</b>				
Salaries	306,451	9,950	3.25%	296,501
Contractual Services	68,200	4,030	5.91%	64,170
Commodities	322,930	4,955	1.53%	317,975
<b>Total Food &amp; Beverage</b>	<b>697,581</b>	<b>18,935</b>	<b>2.71%</b>	<b>678,647</b>
<b>Maintenance</b>				
Salaries	56,034	2,081	3.71%	53,953
Contractual Services	29,700	465	1.56%	29,236
Commodities	2,980	-	0.00%	2,980
<b>Total Maintenance</b>	<b>88,714</b>	<b>2,545</b>	<b>2.87%</b>	<b>86,169</b>
<b>Café</b>				
Salaries	31,992	-	0.00%	31,992
Contractual Services	4,300	147	3.42%	4,153
Commodities	29,159	-	0.00%	29,159
<b>Total Café</b>	<b>65,451</b>	<b>147</b>	<b>0.22%</b>	<b>65,304</b>
<b>Total Highland Park Country Club Fund</b>	<b>2,649,293</b>	<b>37,319</b>	<b>1.41%</b>	<b>2,611,974</b>

**City of Highland Park  
Expenditure Detail Report  
as of 1/31/10**

Account Description	CY2010 Budget	Actual as of 1/31/10	% of Budget (8% Complete)	Budget Variance
<b>Insurance Fund</b>				
<b>Insurance Fund - Employee Health/Dental Plans</b>				
Salaries	-	-	0.00%	-
Employment Expenses	-	-	0.00%	-
Contractual Services	6,324,488	491,135	7.77%	5,833,353
Commodities	-	-	0.00%	-
Capital Outlay	-	-	0.00%	-
Reserves	-	-	0.00%	-
<b>Total Insurance Fund - Employee Health/Dental Plans</b>	<b>6,324,488</b>	<b>491,135</b>	<b>7.77%</b>	<b>5,833,353</b>
<b>Insurance Fund - Worker's Compensation Plan</b>				
Salaries	-	-	0.00%	-
Employment Expenses	-	-	0.00%	-
Contractual Services	-	-	0.00%	-
Commodities	-	-	0.00%	-
Capital Outlay	-	-	0.00%	-
Reserves and Contingencies	-	-	0.00%	-
<b>Total Insurance Fund - Worker's Compensation Plan</b>	<b>-</b>	<b>-</b>	<b>0.00%</b>	<b>-</b>
<b>Insurance Fund - Wellness Program</b>				
Salaries	34,210	2,502	7.31%	31,708
Employment Expenses	5,535	404	7.30%	5,131
Contractual Services	69,210	744	1.07%	68,466
Commodities	1,225	18	1.47%	1,207
Capital Outlay	3,000	-	0.00%	3,000
<b>Total Insurance Fund - Wellness program</b>	<b>113,180</b>	<b>3,667</b>	<b>3.24%</b>	<b>109,513</b>
<b>Total Insurance Fund</b>	<b>6,437,668</b>	<b>494,802</b>	<b>7.69%</b>	<b>5,942,866</b>

**City of Highland Park  
Expenditure Detail Report  
as of 1/31/10**

Account Description	CY2010 Budget	Actual as of 1/31/10	% of Budget (8% Complete)	Budget Variance
<b>Equipment Maintenance Replacement Fund</b>				
<b>Equipment Maintenance Replacement - Computer Services</b>				
Salaries	324,510	20,635	6.36%	303,875
Employment Expenses	112,747	6,646	5.89%	106,101
Contractual Services	446,602	965	0.22%	445,638
Commodities	2,200	-	0.00%	2,200
Capital Outlay	99,800	-	0.00%	99,800
<b>Total Equipment Maintenance Replacement - Computer Services</b>	<b>985,859</b>	<b>28,246</b>	<b>2.87%</b>	<b>957,614</b>
<b>Equipment Maintenance Replacement - Police</b>				
Salaries	73,390	5,532	7.54%	67,858
Employment Expenses	30,030	1,969	6.56%	28,061
Contractual Services	33,250	272	0.82%	32,978
Commodities	163,400	1,975	1.21%	161,425
Capital Outlay	136,000	-	0.00%	136,000
<b>Total Equipment Maintenance Replacement - Police</b>	<b>436,070</b>	<b>9,748</b>	<b>2.24%</b>	<b>426,322</b>
<b>Equipment Maintenance Replacement - Fire</b>				
Salaries	80,325	6,123	7.62%	74,202
Employment Expenses	31,160	2,054	6.59%	29,106
Contractual Services	14,010	1,540	10.99%	12,470
Commodities	61,565	361	0.59%	61,204
Capital Outlay	305,573	-	0.00%	305,573
<b>Total Equipment Maintenance Replacement - Fire</b>	<b>492,633</b>	<b>10,078</b>	<b>2.05%</b>	<b>482,555</b>
<b>Equipment Maintenance Replacement - Public Works</b>				
Salaries	475,635	32,317	6.79%	443,318
Employment Expenses	188,841	10,671	5.65%	178,170
Contractual Services	165,497	10,544	6.37%	154,953
Commodities	408,505	9,582	2.35%	398,923
Capital Outlay	-	-	0.00%	-
<b>Total Equipment Maintenance Replacement - Public Works</b>	<b>1,238,478</b>	<b>63,114</b>	<b>5.10%</b>	<b>1,175,364</b>
<b>Total Equipment Maintenance Replacement Fund</b>	<b>3,153,040</b>	<b>111,185</b>	<b>3.53%</b>	<b>3,041,855</b>

**City of Highland Park  
Expenditure Detail Report  
as of 1/31/10**

Account Description	CY2010 Budget	Actual as of 1/31/10	% of Budget (8% Complete)	Budget Variance
<b>Housing Trust Fund</b>				
Salaries	31,100	1,497	4.81%	29,603
Employment Expenses	2,405	115	4.76%	2,290
Contractual Services	309,000	-	0.00%	309,000
Commodities	-	-	0.00%	-
Reserves and Contingencies	-	-	0.00%	-
Transfers	-	-	0.00%	-
<b>Total Housing Trust Fund</b>	<b>342,505</b>	<b>1,612</b>	<b>0.47%</b>	<b>340,893</b>



## Section 4: Overtime Detail Report

### **Purpose**

This report provides a detailed view of overtime expenditures for the specified period. Adjustments may be required at the end of the fiscal year for audit purposes and are not reflected in the report.

**City of Highland Park  
Overtime Report  
as of 1/31/10**

<b>Account Description</b>	<b>CY2010 Budget</b>	<b>Actual as of 1/31/10</b>	<b>% of Budget (8% Complete)</b>	<b>Budget Variance</b>
<b>General Fund</b>				
<b>City Manager's Office</b>				
111.01.002.5103 Over Time Labor	200	-	0.00%	200
111.01.003.5103 Over Time Labor	725	-	0.00%	725
111.01.004.5103 Over Time Labor	-	-	0.00%	-
111.01.007.5103 Over Time Labor	-	-	0.00%	-
<b>Total City Manager's Office</b>	<b>925</b>	<b>-</b>	<b>0.00%</b>	<b>925</b>
<b>Finance Department</b>				
111.02.011.5103 Over Time Labor	2,315	-	0.00%	2,315
<b>Total Finance Department</b>	<b>2,315</b>	<b>-</b>	<b>0.00%</b>	<b>2,315</b>
<b>Police Department</b>				
111.03.013.5103 Over Time Labor	3,000	-	0.00%	3,000
111.03.014.5103 Over Time Labor	28,088	1,375	4.89%	26,713
111.03.015.5103 Over Time Labor	238,700	17,906	7.50%	220,794
111.03.016.5103 Over Time Labor	79,450	1,960	2.47%	77,490
111.03.017.5103 Over Time Labor	315,000	1,101	0.35%	313,899
111.03.018.5103 Over Time Labor	37,425	1,148	3.07%	36,277
<b>Total Police Department</b>	<b>701,663</b>	<b>23,491</b>	<b>3.35%</b>	<b>678,172</b>
<b>Fire Department</b>				
111.04.019.5103 Over Time Labor	13,500	351	2.60%	13,149
111.04.020.5103 Over Time Labor	98,365	749	0.76%	97,616
111.04.021.5103 Over Time Labor	2,000	-	0.00%	2,000
111.04.022.5103 Over Time Labor	167,585	10,755	6.42%	156,830
<b>Total Fire Department</b>	<b>281,450</b>	<b>11,855</b>	<b>4.21%</b>	<b>269,595</b>
<b>Community Development</b>				
111.05.023.5103 Over Time Labor	6,825	318	4.66%	6,507
111.05.024.5103 Over Time Labor	2,250	-	0.00%	2,250
<b>Total Community Development</b>	<b>9,075</b>	<b>318</b>	<b>3.50%</b>	<b>8,757</b>
<b>Public Works and Engineering</b>				
111.06.025.5103 Over Time Labor	-	-	0.00%	-
111.06.026.5103 Over Time Labor	6,000	295	4.92%	5,705
<b>Total Public Works and Engineering</b>	<b>6,000</b>	<b>295</b>	<b>4.92%</b>	<b>5,705</b>
<b>Total Facilities</b>	<b>5,000</b>	<b>107</b>	<b>2.14%</b>	<b>4,893</b>
<b>Transit</b>				
111.08.036.5103 Over Time Labor	15,860	677	4.27%	15,183
111.08.037.5103 Over Time Labor	26,470	-	0.00%	26,470
<b>Total Transit</b>	<b>42,330</b>	<b>677</b>	<b>1.60%</b>	<b>41,653</b>
<b>Total General Fund</b>	<b>1,048,758</b>	<b>36,743</b>	<b>3.50%</b>	<b>1,012,015</b>

**City of Highland Park  
Overtime Report  
as of 1/31/10**

<b>Account Description</b>	<b>CY2010 Budget</b>	<b>Actual as of 1/31/10</b>	<b>% of Budget (8% Complete)</b>	<b>Budget Variance</b>
<b>Street and Bridge Fund</b>				
121.06.061.5103 Over Time Labor	15,000	1,411	9.41%	13,589
121.06.062.5103 Over Time Labor	75,000	4,797	6.40%	70,203
121.06.063.5103 Over Time Labor	53,495	3,114	5.82%	50,381
121.06.064.5103 Over Time Labor	4,170	959	22.99%	3,211
<b>Total Street and Bridge Fund</b>	<b>147,665</b>	<b>10,280</b>	<b>6.96%</b>	<b>137,385</b>
<b>E911 Fund</b>				
124.03.067.5103 Over Time Labor	25,183	311	1.24%	24,872
<b>Total E911 Fund</b>	<b>25,183</b>	<b>311</b>	<b>1.24%</b>	<b>24,872</b>
<b>Parking Fund</b>				
211.06.072.5103 Over Time Labor	2,900	-	0.00%	2,900
211.06.073.5103 Over Time Labor	1,915	13	0.65%	1,902
<b>Total Parking Fund</b>	<b>4,815</b>	<b>13</b>	<b>0.26%</b>	<b>4,802</b>
<b>Water Fund</b>				
212.06.075.5103 Over Time Labor	22,500	2,134	9.48%	20,366
212.06.076.5103 Over Time Labor	53,315	2,149	4.03%	51,166
212.06.077.5103 Over Time Labor	23,975	1,609	6.71%	22,366
<b>Total Water Fund</b>	<b>99,790</b>	<b>5,892</b>	<b>5.90%</b>	<b>93,898</b>
<b>Equipment Replacement Fund</b>				
222.03.087.5103 Over Time Labor	3,575	-	0.00%	3,575
222.04.089.5103 Over Time Labor	1,350	-	0.00%	1,350
222.06.083.5103 Over Time Labor	16,000	1,442	9.01%	14,558
<b>Total Equipment Replacement Fund</b>	<b>20,925</b>	<b>1,442</b>	<b>6.89%</b>	<b>19,483</b>
<b>Total Overtime - All Funds</b>	<b>1,347,136</b>	<b>54,681</b>	<b>4.06%</b>	<b>1,292,455</b>